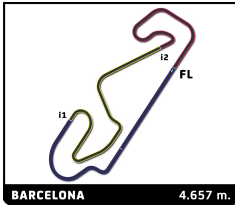


**GT3/CUP1/CUP2 - PRIVATE TEST**  
**GTWS BARCELONA 2023**  
**TEST 4**

**Sector Analysis**

— Invalidated Lap    ■ Personal Best    ■ Session Best    ■ Crossing the pit lane

Lap	D	Time	Sector 1	Sector 2	Sector 3	Kph	Elapsed	Lap	D	Time	Sector 1	Sector 2	Sector 3	Kph	Elapsed	
<b>3</b>	<b>Raptor Engineering</b> Porsche 992 GT3 Cup							<b>1. Giuseppe GUIRRERI</b> Cup 2								
	1	1	3:53.643	2:33.428	45.978	34.237	71.8	3:53.643	3	1	1:44.392	31.276	41.761	31.355	160.6	7:02.814
	2	1	1:53.895	35.725	44.479	33.691	147.2	5:47.538	4	1	1:53.509 <b>B</b>	<b>30.502</b>	44.689	38.318	147.7	8:56.323
	3	1	<u>1:49.988</u>	33.045	<u>43.833</u>	33.110	152.4	7:37.526	5	1	8:00.830	6:39.746	48.978	32.106	34.9	16:57.153
	4	1	2:13.459 <b>B</b>	33.186	54.610	45.663	125.6	9:50.985	6	1	1:46.166	31.987	42.580	31.599	157.9	18:43.319
	5	1	5:26.355	4:07.446	45.071	33.838	51.4	15:17.340	7	1	1:48.538	32.091	44.521	31.926	154.5	20:31.857
	6	1	<u>1:50.767</u>	32.923	<u>44.263</u>	33.581	151.4	17:08.107	8	1	2:56.487 <b>B</b>	35.205	1:20.665	1:00.617	95.0	23:28.344
	7	1	1:49.954	32.914	<u>43.689</u>	33.351	152.5	18:58.061	9	1	7:29.562	6:10.934	44.629	33.999	37.3	30:57.906
	8	1	1:51.436	33.384	44.483	33.569	150.4	20:49.497	10	1	1:50.130	32.457	44.124	33.549	152.2	32:48.036
	9	1	2:48.933 <b>B</b>	35.989	1:08.637	1:04.307	99.2	23:38.430	11	1	1:47.447	32.553	42.806	32.088	156.0	34:35.483
	10	1	9:42.833	8:23.957	45.299	33.577	28.8	33:21.263	12	1	1:48.658	31.881	42.528	34.249	154.3	36:24.141
	11	1	1:51.564	33.198	44.472	33.894	150.3	35:12.827	13	1	1:46.607	32.248	42.484	31.875	157.3	38:10.748
	12	1	1:50.873	33.698	<b>44.076</b>	33.099	151.2	37:03.700	14	1	1:48.512	31.445	43.618	33.449	154.5	39:59.260
	13	1	<u>1:49.236</u>	<b>32.557</b>	<u>43.988</u>	<b>32.691</b>	153.5	38:52.936	15	1	1:45.819	31.656	42.427	31.736	158.4	41:45.079
	14	1	<b>1:50.138</b>	32.602	44.763	32.773	152.2	40:43.074								
<b>6</b>	<b>ANS Motorsport</b> Ligier JSP3							<b>1. Jonathan BROSSARD</b> LMP3								
	1	1	4:05.470	2:48.568	43.612	33.290	68.3	4:05.470								
	2	1	1:48.083	32.345	42.894	32.844	155.1	5:53.553								
	3	1	1:47.110	32.892	42.195	32.023	156.5	7:40.663								
	4	1	1:47.388	31.130	43.541	32.717	156.1	9:28.051								
	5	1	1:45.327	31.515	41.901	31.911	159.2	11:13.378								
	6	1	1:45.241	31.478	42.138	31.625	159.3	12:58.619								
	7	1	1:44.054	31.066	41.828	31.160	161.1	14:42.673								
	8	1	1:45.475	31.219	42.867	31.389	158.9	16:28.148								
	9	1	1:46.087	30.723	41.699	33.665	158.0	18:14.235								
	10	1	2:00.451 <b>B</b>	31.308	46.872	42.271	139.2	20:14.686								
	11	1	10:45.226	9:29.503	44.231	31.492	26.0	30:59.912								
	12	1	1:45.122	31.323	43.153	30.646	159.5	32:45.034								
	13	1	1:42.300	30.344	40.837	31.119	163.9	34:27.334								
	14	1	1:46.442	32.959	43.132	30.351	157.5	36:13.776								
	15	1	<b>1:39.735</b>	29.789	40.063	<b>29.883</b>	168.1	37:53.511								
	16	1	1:41.415	<b>29.638</b>	<b>39.843</b>	31.934	165.3	39:34.926								
17	1	4:05.614 <b>B</b>	1:13.750	1:38.722	1:13.142	68.3	43:40.540									
<b>9</b>	<b>Formula Racing</b> Ferrari 488 Evo GT3							<b>1. Danilo DEL FAVERO</b> Cup 1								
	1	1	18:36.853	...	<b>44.866</b>	<b>34.066</b>	15.0	18:36.853								
	2	1	1:59.896	35.400	49.180	35.316	139.8	20:36.749								
	3	1	2:58.596 <b>B</b>	42.226	1:13.199	1:03.171	93.9	23:35.345								
	4	1	8:08.974	6:47.241	46.548	35.185	34.3	31:44.319								
	5	1	2:16.021 <b>B</b>	<b>35.202</b>	54.925	45.894	123.3	34:00.340								
	6	1	5:38.459	4:11.434	48.942	38.083	49.5	39:38.799								
	7	1	<b>2:06.407</b>	38.514	50.638	37.255	132.6	41:45.206								
	<b>20</b>	<b>Schubert Motorsport</b> BMW M4 GT3							<b>1. Darren LEUNG</b> GT3							
		1	1	3:35.186	2:19.098	44.300	31.788	77.9	3:35.186							
	2	1	<b>1:43.236</b>	30.798	<b>41.627</b>	<b>30.811</b>	162.4	5:18.422								
	<b>31</b>	<b>Formula Racing</b> Ferrari 488 Challenge Evo							<b>1. William TEWIAH</b> Cup 1							
1		1	3:41.552	2:21.160	47.098	<b>33.294</b>	75.7	3:41.552								
2		1	<b>1:50.350</b>	32.741	<b>43.874</b>	33.735	151.9	5:31.902								
3		1	1:55.631 <b>B</b>	<b>32.385</b>	<b>43.217</b>	40.029	145.0	7:27.533								
4		1	9:40.821	8:05.947	56.673	38.201	28.9	17:08.354								
5		1	1:59.411	35.061	49.722	34.628	140.4	19:07.765								
6		1	2:12.765 <b>B</b>	33.660	46.163	52.942	126.3	21:20.530								
7		1	9:46.189	8:22.141	48.842	35.206	28.6	31:06.719								
8		1	1:56.590	33.833	45.991	36.766	143.8	33:03.309								
9		1	1:54.015	33.858	45.879	34.278	147.0	34:57.324								
10		1	1:53.000	33.562	45.198	34.240	148.4	36:50.324								
11		1	<b>1:52.017</b>	33.160	44.947	33.910	149.7	38:42.341								
12	1	1:52.689	33.476	45.374	33.839	148.8	40:35.030									
<b>32</b>	<b>Huber Racing</b> Porsche 991.2 GT3 R							<b>1. Jörg DREISOW</b> GT3								
	1	1	3:29.477	2:08.540	45.861	35.076	80.0	3:29.477								
	2	1	1:51.133	33.942	44.167	33.024	150.9	5:20.610								
	3	1	<b>1:49.665</b>	33.278	43.466	32.921	152.9	7:10.275								
	4	1	1:48.319	32.403	43.257	32.659	154.8	8:58.594								
	5	1	1:59.138 <b>B</b>	32.462	43.767	42.909	140.7	10:57.732								
	6	1	3:24.120	2:08.858	43.227	32.035	82.1	14:21.852								
	7	1	1:47.260	31.857	43.214	32.189	156.3	16:09.112								
	8	1	1:52.286	32.107	47.602	32.577	149.3	18:01.398								
	9	1	1:47.103	32.126	<b>43.073</b>	<b>31.904</b>	156.5	19:48.501								
	10	1	2:08.684 <b>B</b>	32.242	47.567	48.875	130.3	21:57.185								
	11	1	8:41.190	7:24.520	44.021	32.649	32.2	30:38.375								
12	1	4:51.562 <b>B</b>	<b>31.688</b>	3:37.673	42.201	57.5	35:29.937									
<b>33</b>	<b>Huber Racing</b> Porsche 992 GT3 Cup							<b>1. Johannes KAPFINGER</b> Cup 2								
	1	1	3:56.928	2:29.777	51.890	35.261	70.8	3:56.928								
	2	1	2:04.074	39.939	49.770	34.365	135.1	6:01.002								
	3	1	1:55.483	34.518	48.188	32.777	145.2	7:56.485								
	4	1	2:00.401 <b>B</b>	31.885	46.524	41.992	139.2	9:56.886								
	5	1	5:25.439	4:04.788	45.451	35.200	51.5	15:22.325								
	6	1	1:45.872	31.639	<b>42.295</b>	31.938	158.4	17:08.197								
7	1	<b>1:46.293</b>	31.912	<b>42.207</b>	32.174	157.7	18:54.490									



**GT3/CUP1/CUP2 - PRIVATE TEST**  
**GTWS BARCELONA 2023**  
**TEST 4**

**Sector Analysis**

— Invalidated Lap    ■ Personal Best    ■ Session Best    **B** Crossing the pit lane

Lap	D	Time	Sector 1	Sector 2	Sector 3	Kph	Elapsed	Lap	D	Time	Sector 1	Sector 2	Sector 3	Kph	Elapsed
8	1	1:45.447	<span style="color: green;">31.639</span>	42.230	<span style="color: green;">31.578</span>	159.0	20:39.937	3	1	1:56.371	35.116	45.304	35.951	144.1	7:25.707
9	1	2:56.933 <b>B</b>	39.776	1:13.286	1:03.871	94.8	23:36.870	4	1	1:53.234	34.309	44.993	33.932	148.1	9:18.941
10	1	7:27.935	6:06.747	44.960	36.228	37.4	31:04.805	5	1	1:52.879	33.652	45.221	34.006	148.5	11:11.820
11	1	1:55.124	31.775	47.468	35.881	145.6	32:59.929	6	1	1:54.738	33.870	45.410	35.458	146.1	13:06.558
12	1	1:55.081	31.839	46.107	37.135	145.7	34:55.010	7	1	1:53.773	34.141	45.441	34.191	147.4	15:00.331
13	1	1:46.068	31.848	42.430	31.790	158.1	36:41.078	8	1	2:01.326	34.544	52.012	34.770	138.2	17:01.657
14	1	<span style="color: green;">1:45.939</span>	31.713	42.466	31.760	158.3	38:27.017	9	1	1:53.042	33.669	45.358	34.015	148.3	18:54.699
15	1	1:46.453	31.701	<span style="color: green;">42.869</span>	31.883	157.5	40:13.470	10	1	1:56.795	33.353	47.732	35.710	143.5	20:51.494

**35** **Huber Racing** Porsche 992 GT3 Cup  
 1. Dieter SVEPEŠ Cup 2

1	1	3:53.543	2:28.014	50.043	35.486	71.8	3:53.543
2	1	1:54.100	36.489	44.154	33.457	146.9	5:47.643
3	1	<span style="color: green;">1:50.020</span>	33.655	<span style="color: green;">43.471</span>	32.894	152.4	7:37.663
4	1	1:48.389	32.248	43.678	32.463	154.7	9:26.052
5	1	1:48.684	32.286	<span style="color: green;">43.079</span>	33.319	154.3	11:14.736
6	1	1:48.880	32.125	43.808	32.947	154.0	13:03.616
7	1	<span style="color: green;">1:47.106</span>	<span style="color: green;">32.038</span>	<span style="color: green;">42.813</span>	<span style="color: green;">32.255</span>	156.5	14:50.722
8	1	1:48.346	32.354	<span style="color: green;">43.600</span>	32.392	154.7	16:39.068
9	1	1:48.781	32.187	43.756	32.838	154.1	18:27.849
10	1	1:48.220	32.343	43.424	32.453	154.9	20:16.069
11	1	3:23.953 <b>B</b>	32.119	1:47.700	1:04.134	82.2	23:40.022
12	1	7:47.839	6:29.955	44.305	33.579	35.8	31:27.861
13	1	1:48.363	32.439	43.521	32.403	154.7	33:16.224
14	1	1:55.672	32.286	47.226	36.160	144.9	35:11.896
15	1	1:47.917	32.440	<span style="color: green;">43.152</span>	32.325	155.4	36:59.813
16	1	1:48.893	32.685	43.502	32.706	154.0	38:48.706
17	1	1:47.891	32.225	43.000	32.666	155.4	40:36.597

**36** **Kenneth Heyer** Mercedes AMG GT3  
 1. Kenneth HEYER GT3

1	1	13:08.028	...	42.228	31.663	21.3	13:08.028
2	1	<span style="color: green;">1:43.478</span>	31.626	<span style="color: green;">41.241</span>	<span style="color: green;">30.611</span>	162.0	14:51.506
3	1	<span style="color: green;">1:43.063</span>	31.042	<span style="color: green;">41.356</span>	30.665	162.7	16:34.569
4	1	1:59.535 <b>B</b>	<span style="color: green;">31.275</span>	<span style="color: green;">41.968</span>	46.292	140.3	18:34.104

**39** **Schütz Motorsport** Mercedes AMG GT3  
 1. Marcus SUABO GT3

1	1	3:39.831	2:16.937	48.630	34.264	76.3	3:39.831
2	1	1:56.485 <b>B</b>	33.618	43.839	39.028	143.9	5:36.316
3	1	2:38.911	1:22.909	<span style="color: green;">43.172</span>	32.830	105.5	8:15.227
4	1	1:51.103	33.062	45.832	<span style="color: green;">32.209</span>	150.9	10:06.330
5	1	2:02.180 <b>B</b>	<span style="color: green;">32.581</span>	43.377	46.222	137.2	12:08.510
6	1	6:29.999	5:14.056	43.276	32.667	43.0	18:38.509
7	1	2:00.420 <b>B</b>	33.547	46.135	40.738	139.2	20:38.929
8	1	11:24.195	...	44.467	33.051	24.5	32:03.124
9	1	2:01.587 <b>B</b>	32.885	46.319	42.383	137.9	34:04.711

**40** **Schütz Motorsport** Porsche 992 GT3 Cup  
 1. MANOLO Cup 2

1	1	3:36.560	2:09.670	50.280	36.610	77.4	3:36.560
2	1	1:52.776	33.845	<span style="color: green;">44.942</span>	33.989	148.7	5:29.336

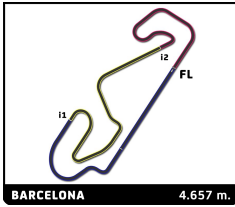
11	1	2:51.275 <b>B</b>	44.361	1:01.409	1:05.505	97.9	23:42.769
12	1	7:38.004	6:14.557	47.089	36.358	36.6	31:20.773
13	1	1:53.426	33.897	45.424	34.105	147.8	33:14.199
14	1	1:58.378	33.786	48.522	36.070	141.6	35:12.577
15	1	<span style="color: green;">1:52.455</span>	33.832	45.223	<span style="color: green;">33.400</span>	149.1	37:05.032
16	1	1:52.557	33.864	44.948	33.745	148.9	38:57.589
17	1	1:52.603	<span style="color: green;">33.300</span>	45.228	34.075	148.9	40:50.192

**52** **Team 52** Porsche 991 GT3 Cup  
 1. Yves GODARD Cup 2

1	1	4:08.304	2:35.903	53.515	38.886	67.5	4:08.304
2	1	2:03.132	37.974	48.120	37.038	136.2	6:11.436
3	1	1:54.078	34.426	45.468	34.184	147.0	8:05.514
4	1	1:54.493	33.186	47.471	33.836	146.4	10:00.007
5	1	2:04.976 <b>B</b>	33.200	<span style="color: green;">44.397</span>	47.379	134.1	12:04.983
6	1	3:55.273	2:35.260	45.655	34.358	71.3	16:00.256
7	1	2:03.416	36.332	52.369	34.715	135.8	18:03.672
8	1	1:51.586	33.346	44.547	33.693	150.2	19:55.258
9	1	2:15.134 <b>B</b>	33.004	52.745	49.385	124.1	22:10.392
10	1	8:33.982	7:13.765	46.115	34.102	32.6	30:44.374
11	1	1:50.570	32.886	44.405	<span style="color: green;">33.279</span>	151.6	32:34.944
12	1	1:51.010	<span style="color: green;">32.648</span>	44.181	34.181	151.0	34:25.954
13	1	1:52.284	33.107	45.568	33.609	149.3	36:18.238
14	1	<span style="color: green;">1:50.938</span>	32.761	44.808	33.369	151.1	38:09.176
15	1	1:52.481	32.758	45.427	34.296	149.0	40:01.657

**57** **M-Tech** Porsche 992 GT3 Cup  
 1. Per ANDERSSEN Cup 2

1	1	3:45.126	2:21.555	48.834	34.737	74.5	3:45.126
2	1	1:50.368	33.433	43.985	32.950	151.9	5:35.494
3	1	1:50.390	32.500	43.719	34.171	151.9	7:25.884
4	1	1:49.474	32.914	43.755	32.805	153.1	9:15.358
5	1	1:49.108	32.363	43.771	32.974	153.7	11:04.466
6	1	1:49.076	32.676	43.637	32.763	153.7	12:53.542
7	1	1:49.068	32.679	43.553	32.836	153.7	14:42.610
8	1	1:49.599	32.682	44.097	32.820	153.0	16:32.209
9	1	1:49.672	32.343	43.948	33.381	152.9	18:21.881
10	1	1:55.852 <b>B</b>	32.537	44.807	38.508	144.7	20:17.733
11	1	10:09.467	8:52.845	43.905	32.717	27.5	30:27.200
12	1	1:47.848	32.399	42.919	32.530	155.5	32:15.048
13	1	1:50.248	32.430	44.437	33.381	152.1	34:05.296
14	1	1:48.629	32.569	43.586	32.474	154.3	35:53.925
15	1	<span style="color: green;">1:47.375</span>	<span style="color: green;">32.117</span>	<span style="color: green;">42.836</span>	32.422	156.1	37:41.300
16	1	1:47.734	32.390	43.165	<span style="color: green;">32.179</span>	155.6	39:29.034
17	1	1:47.458	32.247	42.973	32.238	156.0	41:16.492

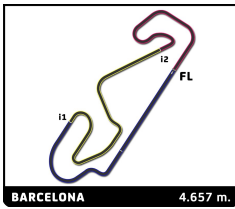


**GT3/CUP1/CUP2 - PRIVATE TEST**  
**GTWS BARCELONA 2023**  
**TEST 4**

**Sector Analysis**

— Invalidated Lap    ■ Personal Best    ■ Session Best    ■ Crossing the pit lane

Lap	D	Time	Sector 1	Sector 2	Sector 3	Kph	Elapsed	Lap	D	Time	Sector 1	Sector 2	Sector 3	Kph	Elapsed	
<b>58</b>	<b>Kjellin Motorsports</b> 1. Mattias KJELLIN							Porsche 992 GT3 Cup Cup 2								
	1	1	3:49.581	2:13.592	57.777	38.212	73.0	3:49.581	1	1	5:13.745	3:50.782	47.330	35.633	53.4	5:13.745
	2	1	1:57.918	38.150	45.611	34.157	142.2	5:47.499	2	1	1:52.458	33.778	45.299	33.381	149.1	7:06.203
	3	1	1:55.682	35.315	44.874	35.493	144.9	7:43.181	3	1	1:49.698	33.151	43.592	32.955	152.8	8:55.901
	4	1	1:53.808	32.975	44.670	36.163	147.3	9:36.989	4	1	1:49.184	32.932	43.370	32.882	153.5	10:45.085
	5	1	2:12.837	32.977	43.471	56.389	126.2	11:49.826	5	1	1:49.521	33.028	43.279	33.214	153.1	12:34.606
	6	1	2:01.525 <b>B</b>	34.230	46.047	41.248	138.0	13:51.351	6	1	1:49.320	32.895	43.717	32.708	153.4	14:23.926
	7	1	4:22.813	2:57.587	46.732	38.494	63.8	18:14.164	7	1	1:49.032	32.763	43.411	32.858	153.8	16:12.958
	8	1	1:55.630	37.507	44.759	33.364	145.0	20:09.794	8	1	1:56.138	32.929	48.473	34.736	144.4	18:09.096
	9	1	2:06.576 <b>B</b>	33.288	48.635	44.653	132.5	22:16.370	9	1	1:53.909	33.331	47.534	33.044	147.2	20:03.005
	10	1	8:29.039	7:10.118	45.365	33.556	32.9	30:45.409	10	1	2:08.263 <b>B</b>	32.719	48.225	47.319	130.7	22:11.268
	11	1	1:50.628	32.826	44.408	33.394	151.5	32:36.037	11	1	9:06.343	7:43.453	46.468	36.422	30.7	31:17.611
	12	1	1:51.233	33.176	44.588	33.469	150.7	34:27.270	12	1	1:52.930	33.135	44.664	35.131	148.5	33:10.541
	13	1	1:55.031	34.437	46.276	34.318	145.7	36:22.301	13	1	1:58.981	33.237	51.245	34.499	140.9	35:09.522
	14	1	1:51.878	34.091	44.394	33.393	149.9	38:14.179	14	1	1:49.526	32.819	43.538	33.169	153.1	36:59.048
	15	1	1:50.302	32.941	43.979	33.382	152.0	40:04.481	15	1	1:49.502	33.077	43.561	32.864	153.1	38:48.550
16	1							16	1	1:49.284	33.011	43.740	32.533	153.4	40:37.834	
<b>65</b>	<b>LPC71</b> 1. Philippe MONDOLOT							NOVA LPC								
	1	1	4:22.968	3:03.068	46.206	33.694	63.8	4:22.968	1	1	6:01.607 <b>B</b>	4:41.288	45.052	35.267	46.4	6:01.607
	2	1	1:45.196	31.885	42.015	31.296	159.4	6:08.164	2	1	3:53.517 <b>B</b>	2:28.673	41.969	42.875	71.8	9:55.124
	3	1	1:44.968	30.807	43.709	30.452	159.7	7:53.132	3	1	3:45.849 <b>B</b>	2:30.501	41.513	33.835	74.2	13:40.973
	4	1	1:58.381	30.326	57.558	30.497	141.6	9:51.513	4	1	3:44.995	2:30.759	42.858	31.378	74.5	17:25.968
	5	1	1:44.637	31.650	41.125	31.862	160.2	11:36.150	5	1	1:43.513	31.188	41.549	30.776	162.0	19:09.481
	6	1	1:41.247	30.627	40.660	29.960	165.6	13:17.397	6	1	1:49.135 <b>B</b>	31.790	42.299	35.046	153.6	20:58.616
	7	1	1:43.012	32.023	40.759	30.230	162.7	15:00.409	7	1	9:58.811	8:43.270	42.296	33.245	28.0	30:57.427
	8	1	1:42.477	31.168	41.227	30.082	163.6	16:42.886	8	1	1:45.938	31.366	42.256	32.316	158.3	32:43.365
	9	1	1:42.464	30.041	41.761	30.662	163.6	18:25.350	9	1	1:49.961 <b>B</b>	32.081	43.001	34.879	152.5	34:33.326
	10	1	1:54.551 <b>B</b>	30.480	43.700	40.371	146.4	20:19.901								
	11	1	10:54.308	9:30.550	48.536	35.222	25.6	31:14.209								
	12	1	1:53.206	33.840	45.381	33.985	148.1	33:07.415								
	13	1	1:54.135	34.226	45.778	34.131	146.9	35:01.550								
	14	1	1:51.316	33.261	44.416	33.639	150.6	36:52.866								
	15	1	1:51.656	33.519	44.386	33.751	150.2	38:44.522								
16	1	1:51.145	33.207	44.437	33.501	150.8	40:35.667									
<b>77</b>	<b>EST 1 RACING</b> 1. EST 1 RACING 1															
	1	1	8:23.404	6:34.921	1:01.220	47.263	33.3	8:23.404								
	2	1	2:25.492	42.985	57.351	45.156	115.2	10:48.896								
	3	1	2:26.122	42.531	56.856	46.735	114.7	13:15.018								
	4	1	2:26.370	43.351	57.161	45.858	114.5	15:41.388								
	5	1	2:48.188	47.104	1:07.049	54.035	99.7	18:29.576								
	6	1	2:46.257 <b>B</b>	49.603	1:01.868	54.786	100.8	21:15.833								
	7	1	10:21.166	8:28.163	1:03.681	49.322	27.0	31:36.999								
	8	1	2:36.172	44.714	1:03.340	48.118	107.4	34:13.171								
	9	1	2:49.592 <b>B</b>	44.321	1:04.259	1:01.012	98.9	37:02.763								
	<b>90</b>	<b>Laptime Performance</b> 1. Mick PARDO							Porsche 992 GT3 Cup Cup 2							
1		1	6:03.477	4:38.252	50.324	34.901	46.1	6:03.477								
2		1	1:54.775	33.786	47.594	33.395	146.1	7:58.252								
3		1	1:52.066	33.543	44.507	34.016	149.6	9:50.318								
4		1	2:06.144 <b>B</b>	32.963	45.968	47.213	132.9	11:56.462								
<b>91</b>	<b>Michael Joos</b> 1. Michael JOOS							Porsche 991.2 GT3 R GT3								
	1	1	6:01.607 <b>B</b>	4:41.288	45.052	35.267	46.4	6:01.607								
	2	1	3:53.517 <b>B</b>	2:28.673	41.969	42.875	71.8	9:55.124								
	3	1	3:45.849 <b>B</b>	2:30.501	41.513	33.835	74.2	13:40.973								
	4	1	3:44.995	2:30.759	42.858	31.378	74.5	17:25.968								
	5	1	1:43.513	31.188	41.549	30.776	162.0	19:09.481								
	6	1	1:49.135 <b>B</b>	31.790	42.299	35.046	153.6	20:58.616								
	7	1	9:58.811	8:43.270	42.296	33.245	28.0	30:57.427								
	8	1	1:45.938	31.366	42.256	32.316	158.3	32:43.365								
	9	1	1:49.961 <b>B</b>	32.081	43.001	34.879	152.5	34:33.326								
<b>92</b>	<b>Laptime Performance</b> 1. Martin ENGELMEIER							Porsche 992 GT3 Cup Cup 2								
	1	1	5:06.427	3:38.747	51.088	36.592	54.7	5:06.427								
	2	1	1:56.328	35.170	46.233	34.925	144.1	7:02.755								
	3	1	1:52.605	33.814	44.264	34.527	148.9	8:55.360								
	4	1	1:51.669	34.446	43.967	33.256	150.1	10:47.029								
	5	1	1:48.794	32.678	43.297	32.819	154.1	12:35.823								
	6	1	1:49.457	33.252	43.368	32.837	153.2	14:25.280								
	7	1	1:48.549	32.691	43.149	32.709	154.4	16:13.829								
	8	1	1:54.576	32.651	47.438	34.487	146.3	18:08.405								
	9	1	2:04.885 <b>B</b>	33.728	45.187	45.970	134.2	20:13.290								
	10	1	11:18.366	9:59.576	43.994	34.796	24.7	31:31.656								
	11	1	1:50.280	33.234	44.037	33.009	152.0	33:21.936								
	12	1	1:51.369	33.157	44.495	33.717	150.5	35:13.305								
	13	1	1:52.161	34.058	44.661	33.442	149.5	37:05.466								
	14	1	1:50.209	33.478	43.702	33.029	152.1	38:55.675								
15	1	1:49.140	32.611	43.723	32.806	153.6	40:44.815									
<b>93</b>	<b>Klaus Horn</b> 1. Klaus HORN							Porsche 991.1 GT3 R GT3								
	1	1	6:03.477	4:38.252	50.324	34.901	46.1	6:03.477								
	2	1	1:54.775	33.786	47.594	33.395	146.1	7:58.252								
	3	1	1:52.066	33.543	44.507	34.016	149.6	9:50.318								
	4	1	2:06.144 <b>B</b>	32.963	45.968	47.213	132.9	11:56.462								

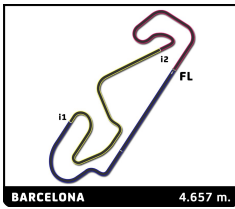


**GT3/CUP1/CUP2 - PRIVATE TEST**  
**GTWS BARCELONA 2023**  
**TEST 4**

**Sector Analysis**

— Invalidated Lap    ■ Personal Best    ■ Session Best    ■ Crossing the pit lane

Lap	D	Time	Sector 1	Sector 2	Sector 3	Kph	Elapsed	Lap	D	Time	Sector 1	Sector 2	Sector 3	Kph	Elapsed
<b>213</b> <b>MS Racing</b> Porsche 992 GT3 Cup Cup 2 1. Lena KNÖTZL								10	1	1:58.331 <b>B</b>	32.888	44.529	40.914	141.7	21:25.727
5	1	3:27.683	1:55.237	51.435	41.011	80.7	15:24.145	1	1	3:40.902	2:15.501	51.957	33.444	75.9	3:40.902
6	1	2:14.455 <b>B</b>	33.979	50.906	49.570	124.7	17:38.600	2	1	1:49.794	32.881	44.030	32.883	152.7	5:30.696
7	1	5:55.983 <b>B</b>	3:39.437	1:13.177	1:03.369	47.1	23:34.583	3	1	1:51.690	33.301	43.423	34.966	150.1	7:22.386
8	1	7:01.184	5:43.692	44.790	32.702	39.8	30:35.767	4	1	1:47.016	32.136	42.826	32.054	156.7	9:09.402
9	1	1:50.352	32.887	44.991	32.474	151.9	32:26.119	5	1	1:46.318	31.734	42.500	32.084	157.7	10:55.720
10	1	1:49.873	32.818	44.844	32.211	152.6	34:15.992	6	1	1:51.423 <b>B</b>	32.151	43.078	36.194	150.5	12:47.143
11	1	1:49.432	33.700	43.358	32.374	153.2	36:05.424	7	1	5:53.461	4:36.442	43.693	33.326	47.4	18:40.604
12	1	1:48.106	32.578	43.057	32.471	155.1	37:53.530	8	1	1:53.384	32.769	46.884	33.731	147.9	20:33.988
13	1	1:49.227	32.605	43.880	32.742	153.5	39:42.757	9	1	2:56.806 <b>B</b>	38.673	1:16.336	1:01.797	94.8	23:30.794
14	1	1:50.041	33.531	43.480	33.030	152.4	41:32.798	10	1	7:49.652	6:28.163	46.069	35.420	35.7	31:20.446
<b>99</b> <b>Felix Voigtmann</b> Porsche 991 GT3 Cup Cup 2 1. Felix VOIGTMANN								11	1	1:52.030	32.919	45.903	33.208	149.6	33:12.476
1	1	5:15.074	3:32.545	1:00.023	42.506	53.2	5:15.074	12	1	1:58.900	32.927	50.075	35.898	141.0	35:11.376
2	1	2:13.057	40.536	52.447	40.074	126.0	7:28.131	13	1	1:51.135	33.475	44.535	33.125	150.9	37:02.511
3	1	2:08.785	37.465	52.424	38.896	130.2	9:36.916	14	1	1:49.488	32.677	43.959	32.852	153.1	38:51.999
4	1	2:24.142 <b>B</b>	40.269	54.558	49.315	116.3	12:01.058	15	1	1:49.666	32.670	44.114	32.882	152.9	40:41.665
5	1	19:28.747	...	46.560	34.657	14.3	31:29.805								
6	1	1:53.109	33.743	45.039	34.327	148.2	33:22.914								
7	1	1:51.713	33.353	44.557	33.803	150.1	35:14.627								
8	1	1:52.776	34.644	44.602	33.530	148.7	37:07.403								
9	1	1:50.786	33.094	44.245	33.447	151.3	38:58.189								
10	1	2:00.054 <b>B</b>	33.295	45.098	41.661	139.6	40:58.243								
<b>472</b> <b>Racing Lab</b> KTM X-Bow GT2 Cup X 1. Thomas ANDERSEN								1	1	3:29.101	2:01.418	52.059	35.624	80.2	3:29.101
1	1	3:50.700	2:14.581	57.808	38.311	72.7	3:50.700	2	1	1:53.767	35.025	45.176	33.566	147.4	5:22.868
2	1	2:01.640	40.147	46.980	34.513	137.8	5:52.340	3	1	1:50.162	32.507	44.155	33.500	152.2	7:13.030
3	1	1:53.850	34.313	45.620	33.917	147.3	7:46.190	4	1	1:48.501	32.331	43.154	33.016	154.5	9:01.531
4	1	1:50.997	32.971	44.276	33.750	151.0	9:37.187	5	1	1:48.360	32.007	43.070	33.283	154.7	10:49.891
5	1	2:03.382 <b>B</b>	33.414	43.870	46.098	135.9	11:40.569	6	1	1:49.768	31.867	43.413	34.488	152.7	12:39.659
6	1	3:46.634	2:29.792	44.195	32.647	74.0	15:27.203	7	1	2:07.518 <b>B</b>	32.626	44.994	49.898	131.5	14:47.177
7	1	1:51.652	32.783	46.116	32.753	150.2	17:18.855	8	1	3:21.516	1:47.738	58.030	35.748	83.2	18:08.693
8	1	1:50.289	33.089	43.885	33.315	152.0	19:09.144								
9	1	2:13.068 <b>B</b>	35.094	45.618	52.356	126.0	21:22.212								
10	1	9:37.381	8:15.021	46.430	35.930	29.0	30:59.593								
11	1	1:55.286	34.338	46.234	34.714	145.4	32:54.879								
12	1	1:53.426	33.124	47.230	33.072	147.8	34:48.305								
13	1	1:47.582	32.193	43.177	32.212	155.8	36:35.887								
14	1	1:48.246	32.235	43.727	32.284	154.9	38:24.133								
15	1	1:48.601	32.789	43.311	32.501	154.4	40:12.734								
<b>541</b> <b>LS Monza Garage</b> LMP3 1. MONZA GARAGE 1								1	1	4:32.008	3:07.712	48.555	35.741	61.6	4:32.008
1	1	3:38.676	2:16.133	48.458	34.085	76.7	3:38.676	2	1	1:58.586	35.279	46.403	36.904	141.4	6:30.594
2	1	1:50.970	33.573	44.501	32.896	151.1	5:29.646	3	1	2:02.220 <b>B</b>	33.888	45.426	42.906	137.2	8:32.814
3	1	1:50.379	32.989	44.392	32.998	151.9	7:20.025	4	1	4:42.209	3:22.795	43.609	35.805	59.4	13:15.023
4	1	1:49.101	32.689	43.742	32.670	153.7	9:09.126	5	1	1:54.297	35.444	45.201	33.652	146.7	15:09.320
5	1	1:50.619	33.676	44.022	32.921	151.6	10:59.745	6	1	2:00.387 <b>B</b>	33.071	46.997	40.319	139.3	17:09.707
6	1	1:48.950	32.694	43.545	32.711	153.9	12:48.695	7	1	2:53.861	1:35.350	46.077	32.434	96.4	20:03.568
7	1	1:49.136	32.750	43.585	32.801	153.6	14:37.831	8	1	2:08.890 <b>B</b>	32.559	49.226	47.105	130.1	22:12.458
8	1	1:59.056 <b>B</b>	32.856	45.968	40.232	140.8	16:36.887	9	1	8:43.191	7:25.204	45.401	32.586	32.0	30:55.649
9	1	2:50.509	1:32.870	44.415	33.224	98.3	19:27.396	10	1	1:51.559	33.045	45.003	33.511	150.3	32:47.208
								11	1	1:51.978	33.913	45.454	32.611	149.7	34:39.186
								12	1	1:49.470	32.536	44.426	32.508	153.1	36:28.656
								13	1	1:50.596	32.515	44.589	33.492	151.6	38:19.252
								14	1	1:49.930	32.632	44.830	32.468	152.5	40:09.182
<b>741</b> <b>PTT Racing</b> Porsche 992 GT3 Cup Cup 2 1. Igor KLAJA								1	1	4:03.554 <b>B</b>	2:44.265	44.120	35.169	68.8	4:03.554
1	1	3:38.676	2:16.133	48.458	34.085	76.7	3:38.676	2	1	4:44.110	3:24.177	45.590	34.343	59.0	8:47.664
2	1	1:50.970	33.573	44.501	32.896	151.1	5:29.646								
3	1	1:50.379	32.989	44.392	32.998	151.9	7:20.025								
4	1	1:49.101	32.689	43.742	32.670	153.7	9:09.126								
5	1	1:50.619	33.676	44.022	32.921	151.6	10:59.745								
6	1	1:48.950	32.694	43.545	32.711	153.9	12:48.695								
7	1	1:49.136	32.750	43.585	32.801	153.6	14:37.831								
8	1	1:59.056 <b>B</b>	32.856	45.968	40.232	140.8	16:36.887								
9	1	2:50.509	1:32.870	44.415	33.224	98.3	19:27.396								



## GT3/CUP1/CUP2 - PRIVATE TEST GTWS BARCELONA 2023 TEST 4

### Sector Analysis

— Invalidated Lap    ■ Personal Best    ■ Session Best    **B** Crossing the pit lane

Lap	D	Time	Sector 1	Sector 2	Sector 3	Kph	Elapsed	Lap	D	Time	Sector 1	Sector 2	Sector 3	Kph	Elapsed
3	1	1:55.092	36.325	44.192	34.575	145.7	10:42.756	7	1	1:49.242	32.759	43.799	32.684	153.5	17:30.748
4	1	1:51.498	33.264	44.390	33.844	150.4	12:34.254	8	1	1:53.745 <b>B</b>	32.618	43.651	37.476	147.4	19:24.493
5	1	<span style="background-color: #90EE90;">1:53.990</span>	36.444	44.277	33.269	147.1	14:28.244	9	1	11:08.662	9:47.607	46.196	34.859	25.1	30:33.155
6	1	3:17.956	33.046	2:11.330	33.580	84.7	17:46.200	10	1	1:55.615	34.247	46.089	35.279	145.0	32:28.770
7	1	1:49.958	<span style="background-color: #90EE90;">32.893</span>	43.967	<span style="background-color: #90EE90;">33.098</span>	152.5	19:36.158	11	1	1:56.748	34.731	46.922	35.095	143.6	34:25.518
8	1	2:06.720 <b>B</b>	33.168	49.720	43.832	132.3	21:42.878	12	1	1:58.639	35.314	46.954	36.371	141.3	36:24.157
9	1	11:58.418 <b>B</b>	...	45.186	35.925	23.3	33:41.296	13	1	1:58.588	34.894	46.462	37.232	141.4	38:22.745
10	1	3:50.394 <b>B</b>	2:31.559	<span style="background-color: #90EE90;">43.156</span>	35.679	72.8	37:31.690	14	1	1:58.689	34.988	47.392	36.309	141.3	40:21.434

820

**Racar Motorsport**  
 Porsche 991.2 GT3 Cup  
 Cup 2

1. Manuel CHINCHILLA

1	1	3:58.708	2:31.578	51.208	35.922	70.2	3:58.708
2	1	1:54.699	34.629	45.621	34.449	146.2	5:53.407
3	1	<span style="background-color: #90EE90;">1:53.805</span>	34.303	45.175	34.327	147.3	7:47.212
4	1	1:51.654	<span style="background-color: #90EE90;">33.272</span>	44.635	<span style="background-color: #90EE90;">33.747</span>	150.2	9:38.866
5	1	2:03.343 <b>B</b>	33.713	<span style="background-color: #90EE90;">44.530</span>	45.100	135.9	11:42.209
6	1	6:31.597	4:48.024	1:03.560	40.013	42.8	18:13.806
7	1	2:09.182	38.834	52.060	38.288	129.8	20:22.988
8	1	3:00.257 <b>B</b>	41.874	1:17.903	1:00.480	93.0	23:23.245
9	1	7:29.126	5:59.374	51.387	38.365	37.3	30:52.371
10	1	2:11.203	38.826	53.834	38.543	127.8	33:03.574
11	1	2:08.730	37.935	52.540	38.255	130.2	35:12.304
12	1	2:07.377	38.172	51.485	37.720	131.6	37:19.681
13	1	2:02.667	36.783	49.344	36.540	136.7	39:22.348
14	1	2:00.090	35.731	48.414	35.945	139.6	41:22.438

911

**Racar Motorsport**  
 Porsche 991.2 GT3 Cup  
 Cup 2

1. Leandro MARTINS

1	1	3:50.831	2:25.584	48.162	37.085	72.6	3:50.831
2	1	1:53.245	33.886	45.080	34.279	148.0	5:44.076
3	1	1:51.337	33.158	44.319	33.860	150.6	7:35.413
4	1	1:52.524	33.091	45.470	33.963	149.0	9:27.937
5	1	1:51.943	33.335	44.301	34.307	149.8	11:19.880
6	1	1:54.547	33.245	44.943	36.359	146.4	13:14.427
7	1	2:04.073 <b>B</b>	35.548	44.816	43.709	135.1	15:18.500
8	1	3:56.247	2:34.058	47.110	35.079	71.0	19:14.747
9	1	2:09.737 <b>B</b>	33.292	44.562	51.883	129.2	21:24.484
10	1	9:17.550	7:54.578	47.606	35.366	30.1	30:42.034
11	1	1:51.405	33.031	44.456	33.918	150.5	32:33.439
12	1	1:52.089	32.901	44.406	34.782	149.6	34:25.528
13	1	1:51.774	33.095	44.842	33.837	150.0	36:17.302
14	1	<span style="background-color: #90EE90;">1:51.039</span>	33.129	<span style="background-color: #90EE90;">44.250</span>	<span style="background-color: #90EE90;">33.660</span>	151.0	38:08.341
15	1	1:51.316	<span style="background-color: #90EE90;">32.735</span>	44.269	34.312	150.6	39:59.657
16	1	1:51.640	33.386	44.420	33.834	150.2	41:51.297

992

**RaceCar-Events by Klein-Trailer**  
 Porsche 992 GT3 Cup  
 Cup 2

1. Markus SEDLMAIER

1	1	4:38.637	3:20.677	45.072	32.888	60.2	4:38.637
2	1	1:49.278	32.527	43.258	33.493	153.4	6:27.915
3	1	<span style="background-color: #90EE90;">1:47.937</span>	32.284	<span style="background-color: #90EE90;">42.798</span>	32.855	155.3	8:15.852
4	1	1:49.692	32.955	44.074	<span style="background-color: #90EE90;">32.663</span>	152.8	10:05.544
5	1	2:00.326 <b>B</b>	<span style="background-color: #90EE90;">32.040</span>	42.918	45.368	139.3	12:05.870
6	1	3:35.636	2:18.939	43.582	33.115	77.7	15:41.506