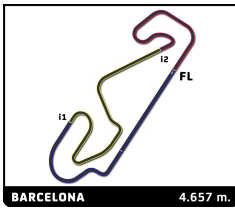


GT3/CUP1/CUP2 - PRIVATE TEST
GTWS BARCELONA 2023
TEST 3

Sector Analysis

— Invalidated Lap ■ Personal Best ■ Session Best **B** Crossing the pit lane

Lap	D	Time	Sector 1	Sector 2	Sector 3	Kph	Elapsed	Lap	D	Time	Sector 1	Sector 2	Sector 3	Kph	Elapsed	
3	Raptor Engineering 1. Giuseppe GUIRERI							Porsche 992 GT3 Cup Cup 2								
	1	1	2:39.285	1:18.918	46.472	33.895	105.3	2:39.285	10	1	1:54.603	34.540	45.456	34.607	146.3	21:37.057
	2	1	1:54.033	34.760	45.210	34.063	147.0	4:33.318	11	1	2:03.316 B	34.814	46.065	42.437	136.0	23:40.373
	3	1	1:52.137	33.228	44.685	34.224	149.5	6:25.455	12	1	6:06.975	4:38.762	51.108	37.105	45.7	29:47.348
	4	1	1:51.805	32.747	44.724	34.334	150.0	8:17.260	13	1	2:15.439 B	34.466	52.150	48.823	123.8	32:02.787
	5	1	1:50.360	32.873	44.434	33.053	151.9	10:07.620	14	1	5:28.497	4:10.074	44.800	33.623	51.0	37:31.284
	6	1	1:58.330 B	32.825	44.921	40.584	141.7	12:05.950	15	1	1:49.389	32.399	43.859	33.131	153.3	39:20.673
	7	1	5:07.899	3:50.455	44.374	33.070	54.5	17:13.849	16	1	1:49.170	32.280	44.071	32.819	153.6	41:09.843
	8	1	1:50.088	32.746	44.199	33.143	152.3	19:03.937								
	9	1	1:49.572	32.599	43.994	32.979	153.0	20:53.509								
	10	1	1:49.913	32.606	44.126	33.181	152.5	22:43.422								
	11	1	1:49.080	32.594	43.742	32.744	153.7	24:32.502								
	12	1	1:48.812	32.325	43.823	32.664	154.1	26:21.314								
	13	1	1:48.489	32.347	43.521	32.621	154.5	28:09.803								
	14	1	1:57.920 B	32.779	44.102	41.039	142.2	30:07.723								
	15	1	<u>7:57.926</u>	6:40.850	<u>44.310</u>	32.766	35.1	38:05.649								
	16	1	1:48.401	32.245	<u>43.749</u>	32.407	154.7	39:54.050								
17	1	1:49.935	32.123	44.540	33.272	152.5	41:43.985									
6	ANS Motorsport 1. Jonathan BROSSARD							Ligier JSP3 LMP3								
	1	1	5:02.946	3:48.139	43.336	31.471	55.3	5:02.946								
	2	1	1:45.068	31.318	42.362	31.388	159.6	6:48.014								
	3	1	1:44.547	31.416	41.900	31.231	160.4	8:32.561								
	4	1	1:45.602	31.073	41.533	32.996	158.8	10:18.163								
	5	1	1:43.703	30.707	41.812	31.184	161.7	12:01.866								
	6	1	1:44.267	30.596	42.563	31.108	160.8	13:46.133								
	7	1	1:42.765	30.808	41.274	30.683	163.1	15:28.898								
	8	1	1:45.732	31.152	41.857	32.723	158.6	17:14.630								
	9	1	1:46.975	32.686	43.536	30.753	156.7	19:01.605								
	10	1	1:41.152	30.334	40.662	30.156	165.7	20:42.757								
	11	1	1:53.187 B	31.468	43.795	37.924	148.1	22:35.944								
	12	1	3:34.491	2:20.848	41.477	32.166	78.2	26:10.435								
	13	1	1:44.101	31.095	41.614	31.392	161.0	27:54.536								
	14	1	1:45.513	32.079	42.684	30.750	158.9	29:40.049								
	15	1	2:01.518 B	30.243	46.899	44.376	138.0	31:41.567								
	16	1	5:27.916	4:15.000	42.142	30.774	51.1	37:09.483								
	17	1	1:41.312	30.158	40.691	30.463	165.5	38:50.795								
18	1	1:41.706	30.456	40.810	30.440	164.8	40:32.501									
20	Schubert Motorsport 1. Darren LEUNG							BMW M4 GT3 GT3								
	1	1	2:36.743	1:15.091	45.974	35.678	107.0	2:36.743								
	2	1	1:48.153	32.821	43.114	32.218	155.0	4:24.896								
	3	1	1:49.560	31.635	45.759	32.166	153.0	6:14.456								
	4	1	1:47.520	31.637	43.990	31.893	155.9	8:01.976								
	5	1	1:48.188	32.126	43.249	32.813	155.0	9:50.164								
	6	1	1:56.674 B	32.480	42.883	41.311	143.7	11:46.838								
	7	1	3:55.281	2:31.054	51.032	33.195	71.3	15:42.119								
	8	1	1:50.189	31.540	44.561	34.088	152.1	17:32.308								
	9	1	1:43.758	30.892	41.728	31.138	161.6	19:16.066								
	10	1	1:51.049	33.528	46.499	31.022	151.0	21:07.115								
	11	1	1:45.805	31.890	42.844	31.071	158.5	22:52.920								
	12	1	1:44.463	31.382	41.864	31.217	160.5	24:37.383								
	13	1	1:54.433 B	32.259	43.057	39.117	146.5	26:31.816								
	14	1	5:24.847 B	3:42.976	46.142	55.729	51.6	31:56.663								
	15	1	5:23.674	4:11.127	41.529	31.018	51.8	37:20.337								
	16	1	1:42.674	30.654	41.173	30.847	163.3	39:03.011								
17	1	1:41.773	30.373	40.853	30.547	164.7	40:44.784									
31	Formula Racing 1. William TEWIAH							Ferrari 488 Challenge Evo Cup 1								
	1	1	2:12.413	44.224	50.557	37.632	126.6	2:12.413								
	2	1	1:59.527	36.332	48.286	34.909	140.3	4:11.940								
	3	1	1:56.639	34.444	47.030	35.165	143.7	6:08.579								
	4	1	1:56.709	34.270	47.041	35.398	143.6	8:05.288								
	5	1	1:56.725	35.326	46.475	34.924	143.6	10:02.013								
	6	1	1:53.677	33.184	45.270	35.223	147.5	11:55.690								
	7	1	1:54.648	33.646	45.600	35.402	146.2	13:50.338								
	8	1	2:15.071 B	34.963	52.736	47.372	124.1	16:05.409								
	9	1	6:22.071	5:05.920	44.155	31.996	43.9	22:27.480								
	10	1	1:45.965	31.605	42.497	31.863	158.2	24:13.445								
	11	1	1:47.947	31.677	43.027	33.243	155.3	26:01.392								
	12	1	1:47.529	31.894	42.763	32.872	155.9	27:48.921								
	13	1	1:56.532 B	31.832	42.879	41.821	143.9	29:45.453								
32	Huber Racing 1. Jörg DREISOW							Porsche 991.2 GT3 R GT3								
	1	1	4:01.694 B	2:30.276	45.793	45.625	69.4	4:01.694								
	2	1	2:49.045	1:29.843	45.376	33.826	99.2	6:50.739								
	3	1	1:54.134	34.179	46.916	33.039	146.9	8:44.873								
	4	1	1:49.599	32.896	43.818	32.885	153.0	10:34.472								
	5	1	2:00.431 B	33.148	45.440	41.843	139.2	12:34.903								

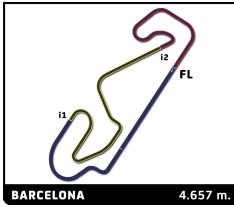


GT3/CUP1/CUP2 - PRIVATE TEST
GTWS BARCELONA 2023
TEST 3

Sector Analysis

— Invalidated Lap ■ Personal Best ■ Session Best ■ Crossing the pit lane

Lap	D	Time	Sector 1	Sector 2	Sector 3	Kph	Elapsed	Lap	D	Time	Sector 1	Sector 2	Sector 3	Kph	Elapsed		
33	Huber Racing 1.Johannes KAPFINGER Porsche 992 GT3 Cup Cup 2							39 Schütz Motorsport 1.Marcus SUABO Mercedes AMG GT3 GT3									
1	1	2:50.663	B	1:17.439	51.675	41.549	98.2	2:50.663	1	1	2:42.203	B	1:09.962	50.574	41.667	103.4	2:42.203
2	1	3:19.314		2:01.144	44.984	33.186	84.1	6:09.977	2	1	3:18.184		2:01.146	43.886	33.152	84.6	6:00.387
3	1	1:49.855		32.963	43.564	33.328	152.6	7:59.832	3	1	1:49.367		32.926	43.529	32.912	153.3	7:49.754
4	1	1:48.215		32.011	42.824	33.380	154.9	9:48.047	4	1	1:47.684		32.555	42.957	32.172	155.7	9:37.438
5	1	1:48.334		31.880	43.535	32.919	154.8	11:36.381	5	1	1:48.230		32.787	42.934	32.509	154.9	11:25.668
6	1	1:46.400		31.731	42.696	31.973	157.6	13:22.781	6	1	1:57.818	B	32.621	42.895	42.302	142.3	13:23.486
7	1	1:46.047		31.686	42.684	31.677	158.1	15:08.828	7	1	11:39.537		...	44.366	32.846	24.0	25:03.023
8	1	1:50.190		35.622	42.808	31.760	152.1	16:59.018	8	1	1:46.879		32.555	42.683	31.641	156.9	26:49.902
9	1	1:46.534		31.973	42.609	31.952	157.4	18:45.552	9	1	1:46.224		32.121	42.446	31.657	157.8	28:36.126
10	1	1:47.033		31.617	42.618	32.798	156.6	20:32.585	10	1	1:58.935	B	33.078	43.072	42.785	141.0	30:35.061
11	1	1:55.106	B	31.917	42.750	40.439	145.7	22:27.691									
12	1	2:56.148		1:41.312	43.039	31.797	95.2	25:23.839									
13	1	1:46.144		31.620	42.615	31.909	157.9	27:09.983									
14	1	1:46.279		31.708	42.730	31.841	157.7	28:56.262									
15	1	1:46.207		31.766	42.553	31.888	157.9	30:42.469									
16	1	2:29.290	B	34.754	55.687	58.849	112.3	33:11.759									
35	Huber Racing 1.Dieter SVEPES Porsche 992 GT3 Cup Cup 2							40 Schütz Motorsport 1.MANOLO Porsche 992 GT3 Cup Cup 2									
1	1	2:38.352		1:16.702	46.450	35.200	105.9	2:38.352	1	1	2:34.937		1:07.100	51.291	36.546	108.2	2:34.937
2	1	1:51.332		34.568	44.403	32.361	150.6	4:29.684	2	1	1:58.216		36.374	46.962	34.880	141.8	4:33.153
3	1	1:46.995		32.002	42.936	32.057	156.7	6:16.679	3	1	1:56.366		34.455	45.627	36.284	144.1	6:29.519
4	1	1:48.705		31.973	43.068	33.664	154.2	8:05.384	4	1	1:54.259		33.711	46.064	34.484	146.7	8:23.778
5	1	1:47.259		32.179	42.897	32.183	156.3	9:52.643	5	1	1:53.938		34.562	45.398	33.978	147.1	10:17.716
6	1	1:48.546		32.070	42.972	33.504	154.5	11:41.189	6	1	2:05.566	B	34.550	46.748	44.268	133.5	12:23.282
7	1	1:47.425		32.648	42.866	31.911	156.1	13:28.614	7	1	6:45.873		5:23.611	47.729	34.533	41.3	19:09.155
8	1	1:47.472		31.867	43.028	32.577	156.0	15:16.086	8	1	1:53.937		34.181	45.390	34.366	147.1	21:03.092
9	1	1:49.501		34.194	43.186	32.121	153.1	17:05.587	9	1	1:52.690		33.565	45.390	33.735	148.8	22:55.782
10	1	1:47.554		32.617	43.002	31.935	155.9	18:53.141	10	1	1:52.528		33.299	45.600	33.629	149.0	24:48.310
11	1	1:47.552		32.279	43.178	32.095	155.9	20:40.693	11	1	1:54.411		33.481	46.343	34.587	146.5	26:42.721
12	1	1:51.299	B	31.925	43.211	36.163	150.6	22:31.992	12	1	1:52.521		33.544	45.090	33.887	149.0	28:35.242
13	1	5:08.232		3:51.891	43.713	32.628	54.4	27:40.224	13	1	1:53.757		33.735	45.497	34.525	147.4	30:28.999
14	1	1:48.687		32.257	43.736	32.694	154.3	29:28.911	14	1	2:34.390	B	41.547	58.044	54.799	108.6	33:03.389
15	1	1:58.115	B	32.208	43.612	42.295	141.9	31:27.026									
16	1	6:09.669		4:54.172	43.431	32.066	45.4	37:36.695									
17	1	1:49.140		32.594	43.768	32.778	153.6	39:25.835									
18	1	1:49.203		32.456	43.603	33.144	153.5	41:15.038									
36	Kenneth Heyer 1.Kenneth HEYER Mercedes AMG GT3 GT3							52 Team 52 1.Yves GODARD Porsche 991 GT3 Cup Cup 2									
1	1	10:07.785		8:53.398	42.963	31.424	27.6	10:07.785	1	1	2:45.495		1:15.511	52.334	37.650	101.3	2:45.495
2	1	1:45.925		31.813	42.058	32.054	158.3	11:53.710	2	1	1:58.604		36.899	46.859	34.846	141.4	4:44.099
3	1	1:45.709		32.530	42.456	30.723	158.6	13:39.419	3	1	1:52.844		33.439	44.972	34.433	148.6	6:36.943
4	1	1:43.398		31.176	41.472	30.750	162.1	15:22.817	4	1	1:54.090		34.330	45.797	33.963	146.9	8:31.033
5	1	1:46.561		31.637	43.808	31.116	157.3	17:09.378	5	1	1:52.339		33.357	45.047	33.935	149.2	10:23.372
6	1	1:44.412		31.578	41.824	31.010	160.6	18:53.790	6	1	1:51.503		32.977	44.629	33.897	150.4	12:14.875
7	1	1:43.466		31.381	41.297	30.788	162.0	20:37.256	7	1	2:04.586	B	33.245	48.222	43.119	134.6	14:19.461
8	1	1:43.814		31.095	41.759	30.960	161.5	22:21.070	8	1	7:51.415		6:31.247	45.836	34.332	35.6	22:10.876
9	1	1:53.920	B	30.982	41.763	41.175	147.2	24:14.990	9	1	1:56.313		33.501	46.766	36.046	144.1	24:07.189
37	M-Tech 1.Per ANDERSSEN Porsche 992 GT3 Cup Cup 2							57 M-Tech 1.Per ANDERSSEN Porsche 992 GT3 Cup Cup 2									
1	1	2:12.477		46.487	49.172	36.818	126.6	2:12.477	1	1	2:12.477		46.487	49.172	36.818	126.6	2:12.477
2	1	1:54.723		34.491	45.088	35.144	146.1	4:07.200	2	1	1:54.723		34.491	45.088	35.144	146.1	4:07.200
3	1	1:51.100		33.649	44.472	32.979	150.9	5:58.300	3	1	1:51.100		33.649	44.472	32.979	150.9	5:58.300



GT3/CUP1/CUP2 - PRIVATE TEST GTWS BARCELONA 2023 TEST 3

Sector Analysis

⬜ Invalidated Lap ■ Personal Best ■ Session Best **B** Crossing the pit lane

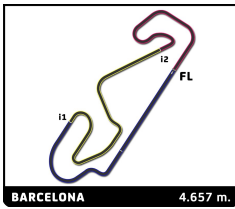
Lap	D	Time	Sector 1	Sector 2	Sector 3	Kph	Elapsed	Lap	D	Time	Sector 1	Sector 2	Sector 3	Kph	Elapsed	
4	1	1:49.617	32.698	43.962	32.957	152.9	7:47.917	77 EST 1 RACING 1. EST 1 RACING 1	1	4:00.214	2:13.606	59.332	47.276	69.8	4:00.214	
5	1	1:49.097	32.665	43.789	32.643	153.7	9:37.014		2	2:33.647	44.860	1:01.940	46.847	109.1	6:33.861	
6	1	1:52.500	34.380	44.725	33.395	149.0	11:29.514		3	2:31.736	46.166	1:00.307	45.263	110.5	9:05.597	
7	1	1:48.573	32.460	43.563	32.550	154.4	13:18.087		4	2:37.843	45.929	1:01.714	50.200	106.2	11:43.440	
8	1	1:52.215	32.271	44.136	35.808	149.4	15:10.302		5	2:57.872 B	50.380	1:01.644	1:05.848	94.3	14:41.312	
9	1	2:10.943 B	36.341	47.540	47.062	128.0	17:21.245		6	11:42.890 B	9:34.762	1:01.905	1:06.223	23.9	26:24.202	
10	1	5:12.951	3:45.693	49.618	37.640	53.6	22:34.196		7	11:34.584	...	49.965	36.158	24.1	37:58.786	
11	1	1:51.578	34.387	44.323	32.868	150.3	24:25.774		8	1:53.364	34.013	44.886	34.465	147.9	39:52.150	
12	1	1:46.573	31.972	42.645	31.956	157.3	26:12.347		9	1:54.450	33.527	46.163	34.760	146.5	41:46.600	
13	1	1:47.830	32.113	43.310	32.407	155.5	28:00.177									
14	1	1:55.534	31.983	46.386	37.165	145.1	29:55.711									
15	1	2:13.144 B	31.987	49.906	51.251	125.9	32:08.855									
16	1	5:10.260	3:51.698	43.846	34.716	54.0	37:19.115									
17	1	1:47.591	31.934	42.999	32.658	155.8	39:06.706									
18	1	1:47.864	32.163	43.041	32.660	155.4	40:54.570									

58	Kjellin Motorsports 1. Mattias KJELLIN	Porsche 992 GT3 Cup Cup 2	1	1	7:20.163	5:34.947	1:01.657	43.559	38.1	7:20.163
			2	1	2:06.369	42.326	50.487	33.556	132.7	9:26.532
			3	1	1:50.480	32.818	44.645	33.017	151.7	11:17.012
			4	1	1:48.825	32.625	43.296	32.904	154.1	13:05.837
			5	1	1:49.284	32.628	43.753	32.903	153.4	14:55.121
			6	1	1:50.159	33.388	43.708	33.063	152.2	16:45.280
			7	1	1:48.503	32.489	43.339	32.675	154.5	18:33.783
			8	1	1:49.067	32.406	43.524	33.137	153.7	20:22.850
			9	1	2:03.798 B	33.912	44.008	45.878	135.4	22:26.648
			10	1	6:39.467	5:05.069	54.526	39.872	42.0	29:06.115
			11	1	2:10.986 B	38.148	46.228	46.610	128.0	31:17.101
			12	1	5:57.676	4:39.454	45.188	33.034	46.9	37:14.777
			13	1	1:50.423	32.516	43.770	34.137	151.8	39:05.200
			14	1	1:48.953	32.509	43.433	33.011	153.9	40:54.153

65	LPC71 1. Philippe MONDOLOT	NOVA LPC	1	1	6:20.477	4:51.323	51.272	37.882	44.1	6:20.477
			2	1	1:56.681	34.853	46.857	34.971	143.7	8:17.158
			3	1	1:54.683	34.358	46.076	34.249	146.2	10:11.841
			4	1	1:53.485	33.696	45.363	34.426	147.7	12:05.326
			5	1	1:54.516	35.715	45.112	33.689	146.4	13:59.842
			6	1	1:52.541	33.523	44.726	34.292	149.0	15:52.383
			7	1	1:55.215	33.615	46.739	34.861	145.5	17:47.598
			8	1	1:51.951	33.576	44.731	33.644	149.8	19:39.549
			9	1	2:04.562 B	34.730	44.730	45.102	134.6	21:44.111
			10	1	4:43.510	3:27.204	44.006	32.300	59.1	26:27.621
			11	1	1:44.771	31.480	41.958	31.333	160.0	28:12.392
			12	1	1:47.346	32.078	42.629	32.639	156.2	29:59.738
			13	1	2:15.652 B	32.784	50.023	52.845	123.6	32:15.390
			14	1	5:34.770	4:19.085	43.494	32.191	50.1	37:50.160
			15	1	1:45.366	31.481	42.592	31.293	159.1	39:35.526
			16	1	1:42.869	30.925	41.118	30.826	163.0	41:18.395

90	Laptime Performance 1. Mick PARDO	Porsche 992 GT3 Cup Cup 2	1	1	3:40.174	2:12.423	51.397	36.354	76.1	3:40.174
			2	1	1:54.481	35.332	45.568	33.581	146.4	5:34.655
			3	1	1:48.744	32.655	43.595	32.494	154.2	7:23.399
			4	1	1:47.847	32.319	43.160	32.368	155.5	9:11.246
			5	1	1:49.578	33.104	43.758	32.716	153.0	11:00.824
			6	1	1:47.955	32.254	43.331	32.370	155.3	12:48.779
			7	1	1:48.503	32.440	43.453	32.610	154.5	14:37.282
			8	1	1:48.124	32.515	43.280	32.329	155.1	16:25.406
			9	1	1:48.575	32.572	43.129	32.874	154.4	18:13.981
			10	1	2:00.844 B	32.441	43.317	45.086	138.7	20:14.825
			11	1	4:15.994	2:54.720	47.766	33.508	65.5	24:30.819
			12	1	1:49.056	32.316	43.416	33.324	153.7	26:19.875
			13	1	1:49.164	32.748	43.692	32.724	153.6	28:09.039
			14	1	1:50.317	32.940	43.899	33.478	152.0	29:59.356
			15	1	2:17.578 B	33.114	50.693	53.771	121.9	32:16.934
			16	1	5:36.771	4:18.115	43.470	35.186	49.8	37:53.705
			17	1	1:45.954	31.822	42.565	31.567	158.2	39:39.659
			18	1	1:45.955	31.764	42.537	31.654	158.2	41:25.614

91	Michael Joos 1. Michael JOOS	Porsche 991.2 GT3 R GT3	1	1	4:51.223	3:24.149	52.104	34.970	57.6	4:51.223
			2	1	1:48.975	36.129	42.286	30.560	153.8	6:40.198
			3	1	1:44.589	31.590	41.932	31.067	160.3	8:24.787
			4	1	1:45.281	33.176	41.079	31.026	159.2	10:10.068
			5	1	1:44.303	30.596	41.777	31.930	160.7	11:54.371
			6	1	1:42.993	31.265	41.220	30.508	162.8	13:37.364
			7	1	1:42.542	30.721	41.376	30.445	163.5	15:19.906
			8	1	1:46.844	33.923	42.605	30.316	156.9	17:06.750
			9	1	1:41.828	30.636	41.017	30.175	164.6	18:48.578
			10	1	1:42.715	30.740	41.492	30.483	163.2	20:31.293
			11	1	1:48.810 B	31.121	41.312	36.377	154.1	22:20.103
			12	1	3:52.401	2:40.568	41.410	30.423	72.1	26:12.504
			13	1	1:43.911	30.952	41.592	31.367	161.3	27:56.415
			14	1	1:45.515	33.146	41.685	30.684	158.9	29:41.930
			15	1	2:00.752 B	31.771	44.302	44.679	138.8	31:42.682



GT3/CUP1/CUP2 - PRIVATE TEST

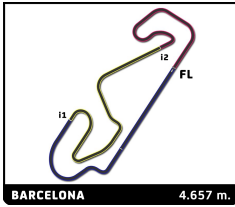
GTWS BARCELONA 2023

TEST 3

Sector Analysis

— Invalidated Lap
 ■ Personal Best
 ■ Session Best
 ■ Crossing the pit lane

Lap	D	Time	Sector 1	Sector 2	Sector 3	Kph	Elapsed	Lap	D	Time	Sector 1	Sector 2	Sector 3	Kph	Elapsed	
92	Laptime Performance							Porsche 992 GT3 Cup								
	1. Martin ENGELMEIER							Cup 2								
	1	1	3:20.831	1:48.456	53.206	39.169	83.5	3:20.831	2	1	1:51.391	34.151	44.254	32.986	150.5	5:27.222
	2	1	1:59.107	36.547	46.844	35.716	140.8	5:19.938	3	1	1:52.149	33.189	44.281	34.679	149.5	7:19.371
	3	1	1:53.203	34.341	44.632	34.230	148.1	7:13.141	4	1	1:48.884	32.947	43.664	32.273	154.0	9:08.255
	4	1	1:50.172	32.920	43.843	33.409	152.2	9:03.313	5	1	1:48.884	32.776	43.553	32.555	154.0	10:57.139
	5	1	1:48.835	32.838	43.147	32.850	154.0	10:52.148	6	1	1:48.288	32.504	43.328	32.456	154.8	12:45.427
	6	1	1:47.811	32.512	42.955	32.344	155.5	12:39.959	7	1	1:48.223	32.216	43.509	32.498	154.9	14:33.650
	7	1	1:48.205	32.305	43.269	32.631	154.9	14:28.164	8	1	1:48.383	32.508	43.604	32.271	154.7	16:22.033
	8	1	1:50.988	33.692	43.462	33.834	151.1	16:19.152	9	1	1:48.605	32.242	43.301	33.062	154.4	18:10.638
	9	1	1:48.157	32.469	42.927	32.761	155.0	18:07.309	10	1	2:02.150B	33.935	43.942	44.273	137.3	20:12.788
	10	1	2:02.287B	32.515	43.920	45.852	137.1	20:09.596	11	1	4:40.532	3:14.515	51.536	34.481	59.8	24:53.320
	11	1	5:16.767	3:59.027	44.738	33.002	52.9	25:26.363	12	1	1:52.643	34.377	44.755	33.511	148.8	26:45.963
	12	1	1:48.741	32.818	43.295	32.628	154.2	27:15.104	13	1	1:57.337	32.786	47.206	37.345	142.9	28:43.300
	13	1	1:48.371	32.316	43.043	33.012	154.7	29:03.475	14	1	1:53.239	35.581	43.409	34.249	148.1	30:36.539
14	1	2:01.504B	32.654	43.201	45.649	138.0	31:04.979	15	1	2:32.223B	39.162	56.147	56.914	110.1	33:08.762	
								16	1	4:13.351	2:55.742	43.896	33.713	66.2	37:22.113	
								17	1	1:47.507	32.338	43.202	31.967	155.9	39:09.620	
								18	1	1:47.050	32.168	42.938	31.944	156.6	40:56.670	
93	Klaus Horn							Porsche 991.1 GT3 R								
	1. Klaus HORN							GT3								
	1	1	4:54.008	3:31.354	48.039	34.615	57.0	4:54.008	1	1	2:29.387	1:01.961	51.590	35.836	112.2	2:29.387
	2	1	1:53.592	34.739	45.500	33.353	147.6	6:47.600	2	1	1:56.681	34.903	46.268	35.510	143.7	4:26.068
	3	1	1:50.878	33.631	44.521	32.726	151.2	8:38.478	3	1	1:49.368	32.457	44.275	32.636	153.3	6:15.436
	4	1	1:49.005	32.976	43.499	32.530	153.8	10:27.483	4	1	1:49.848	32.365	43.111	34.372	152.6	8:05.284
	5	1	1:48.763	32.648	43.551	32.564	154.1	12:16.246	5	1	1:48.756	33.504	43.103	32.149	154.2	9:54.040
	6	1	1:48.373	32.464	43.579	32.330	154.7	14:04.619	6	1	1:48.470	32.628	43.470	32.372	154.6	11:42.510
	7	1	1:48.437	32.308	43.409	32.720	154.6	15:53.056	7	1	1:49.118	32.323	43.697	33.098	153.6	13:31.628
	8	1	1:51.707	33.334	45.437	32.936	150.1	17:44.763	8	1	1:55.671B	32.566	43.655	39.450	144.9	15:27.299
	9	1	1:55.406B	33.020	43.161	39.225	145.3	19:40.169	9	1	3:09.971	1:54.076	43.675	32.220	88.3	18:37.270
	10	1	3:07.885	1:50.275	45.213	32.397	89.2	22:48.054	10	1	1:49.360	32.610	44.059	32.691	153.3	20:26.630
	11	1	1:48.356	32.680	43.473	32.203	154.7	24:36.410	11	1	1:49.780	32.471	43.426	33.883	152.7	22:16.410
	12	1	1:47.824	32.907	42.710	32.207	155.5	26:24.234	12	1	1:49.932	32.782	43.291	33.859	152.5	24:06.342
	13	1	1:46.955	32.117	42.639	32.199	156.8	28:11.189	13	1	1:48.374	32.426	43.297	32.651	154.7	25:54.716
14	1	1:48.336	32.236	43.459	32.641	154.8	29:59.525	14	1	1:48.021	32.378	43.316	32.327	155.2	27:42.737	
15	1	2:14.496B	32.192	50.277	52.027	124.7	32:14.021	15	1	1:57.934B	33.349	44.454	40.131	142.2	29:40.671	
99	Felix Voigtmann							Porsche 991 GT3 Cup								
	1. Felix VOIGTMANN							Cup 2								
	1	1	2:38.275	1:09.342	51.921	37.012	105.9	2:38.275	1	1	3:12.135	1:31.860	1:00.926	39.349	87.3	3:12.135
	2	1	1:58.109	36.666	46.690	34.753	141.9	4:36.384	2	1	1:57.946	37.385	45.895	34.666	142.1	5:10.081
	3	1	1:53.774	33.745	45.503	34.526	147.4	6:30.158	3	1	1:52.713	33.426	45.153	34.134	148.7	7:02.794
	4	1	1:55.216	33.994	46.385	34.837	145.5	8:25.374	4	1	1:50.688	32.750	44.362	33.576	151.5	8:53.482
	5	1	2:07.849B	34.164	45.463	48.222	131.1	10:33.223	5	1	1:50.382	32.865	44.244	33.273	151.9	10:43.864
	6	1	2:51.717	1:31.653	45.239	34.825	97.6	13:24.940	6	1	1:51.057	33.024	44.838	33.195	151.0	12:34.921
	7	1	1:53.522	33.593	45.132	34.797	147.7	15:18.462	7	1	1:51.042	32.661	44.330	34.051	151.0	14:25.963
	8	1	1:58.496	36.692	45.109	36.695	141.5	17:16.958	8	1	1:59.867B	33.285	45.383	41.199	139.9	16:25.830
	9	1	1:58.391	36.918	47.027	34.446	141.6	19:15.349	9	1	5:54.176	4:14.380	59.466	40.330	47.3	22:20.006
	10	1	2:18.292B	34.836	53.325	50.131	121.2	21:33.641	10	1	1:57.085	39.656	44.522	32.907	143.2	24:17.091
									11	1	1:50.081	33.182	43.922	32.977	152.3	26:07.172
									12	1	1:49.076	32.463	43.489	33.124	153.7	27:56.248
									13	1	1:52.802	33.868	44.962	33.972	148.6	29:49.050
								14	1	2:11.804B	33.455	50.088	48.261	127.2	32:00.854	
109	M-Tech							Porsche 992 GT3 Cup								
	1. Thomas KARLSSON							Cup 2								
	1	1	3:35.831	2:13.823	47.994	34.014	77.7	3:35.831								

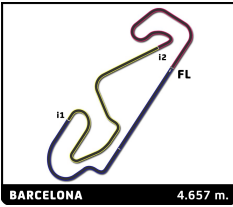


GT3/CUP1/CUP2 - PRIVATE TEST
GTWS BARCELONA 2023
TEST 3

Sector Analysis

— Invalidated Lap ■ Personal Best ■ Session Best B Crossing the pit lane

Lap D	Time	Sector 1	Sector 2	Sector 3	Kph	Elapsed	Lap D	Time	Sector 1	Sector 2	Sector 3	Kph	Elapsed	
472 Racing Lab 1.Thomas ANDERSEN KTM X-Bow GT2 Cup X							7	1	4:46.733	3:22.552	47.269	36.912	58.5	15:51.962
8	1	2:03.285	36.484	50.616	36.185	136.0	17:55.247							
9	1	1:50.736	32.668	44.832	33.236	151.4	19:45.983							
10	1	1:51.333	32.746	44.309	34.278	150.6	21:37.316							
11	1	1:49.696	32.704	43.627	33.365	152.8	23:27.012							
12	1	1:57.009B	32.699	43.367	40.943	143.3	25:24.021							
13	1	3:37.997	2:20.878	43.785	33.334	76.9	29:02.018							
14	1	2:08.406B	36.409	43.649	48.348	130.6	31:10.424							
15	1	6:25.252	5:07.281	44.762	33.209	43.5	37:35.676							
16	1	1:49.450	32.809	43.797	32.844	153.2	39:25.126							
17	1	1:51.657	32.692	43.753	35.212	150.1	41:16.783							
820 Racar Motorsport 1.Manuel CHINCHILLA Porsche 991.2 GT3 Cup Cup 2							1	1	2:37.744	1:07.635	52.897	37.212	106.3	2:37.744
2	1	1:57.522	36.139	46.785	34.598	142.7	4:35.266							
3	1	1:53.723	33.472	44.867	35.384	147.4	6:28.989							
4	1	1:55.767	33.330	47.759	34.678	144.8	8:24.756							
5	1	2:06.936B	34.055	45.530	47.351	132.1	10:31.692							
6	1	5:39.344	4:13.879	48.143	37.322	49.4	16:11.036							
7	1	1:59.471	36.292	47.780	35.399	140.3	18:10.507							
8	1	1:59.988	36.119	48.209	35.660	139.7	20:10.495							
9	1	1:58.262	35.243	47.977	35.042	141.8	22:08.757							
10	1	1:59.884	34.843	47.290	37.751	139.8	24:08.641							
11	1	1:58.403	34.628	47.579	36.196	141.6	26:07.044							
12	1	1:59.548	35.484	48.674	35.390	140.2	28:06.592							
13	1	7:19.407B	36.618	48.448	5:54.341	38.2	35:25.999							
911 Racar Motorsport 1.Leandro MARTINS Porsche 991.2 GT3 Cup Cup 2							1	1	19:12.749	...	49.074	35.739	14.5	19:12.749
2	1	1:53.116	33.326	45.250	34.540	148.2	21:05.865							
3	1	1:52.243	33.627	44.742	33.874	149.4	22:58.108							
4	1	1:51.406	32.785	45.137	33.484	150.5	24:49.514							
5	1	1:50.878	32.630	44.745	33.503	151.2	26:40.392							
6	1	1:49.566	32.354	44.021	33.191	153.0	28:29.958							
7	1	1:49.686	32.419	43.714	33.553	152.8	30:19.644							
8	1	2:32.372B	33.496	58.244	1:00.632	110.0	32:52.016							
9	1	5:30.450	4:10.347	45.710	34.393	50.7	38:22.466							
10	1	1:50.193	32.441	44.166	33.586	152.1	40:12.659							
992 RaceCar-Events by Klein-Trailer 1.Markus SEDLMAIER Porsche 992 GT3 Cup Cup 2							1	1	2:28.302	1:08.332	46.314	33.656	113.0	2:28.302
2	1	1:48.650	32.722	43.478	32.450	154.3	4:16.952							
3	1	1:51.875	32.561	44.503	34.811	149.9	6:08.827							
4	1	1:52.762	34.403	45.503	32.856	148.7	8:01.589							
5	1	1:48.375	32.297	43.093	32.985	154.7	9:49.964							
6	1	1:58.180B	33.553	43.276	41.351	141.9	11:48.144							
7	1	3:08.927	1:53.619	43.111	32.197	88.7	14:57.071							
8	1	1:48.664	33.011	43.118	32.535	154.3	16:45.735							
9	1	1:48.531	32.536	43.466	32.529	154.5	18:34.266							
10	1	1:48.819	32.284	43.740	32.795	154.1	20:23.085							
510 Racing Lab 1.Ronnie BREMER KTM X-Bow GT2 Cup X							1	1	2:20.579	57.832	50.225	32.522	119.3	2:20.579
2	1	1:43.639	30.994	41.779	30.866	161.8	4:04.218							
3	1	1:43.774	31.465	41.318	30.991	161.6	5:47.992							
4	1	1:42.809	30.643	41.307	30.859	163.1	7:30.801							
5	1	1:46.728B	30.735	41.389	34.604	157.1	9:17.529							
6	1	3:23.527B	1:53.098	47.582	42.847	82.4	12:41.056							
541 LS Monza Garage 1. MONZA GARAGE 1 LMP3							1	1	14:24.624	...	54.083	39.143	19.4	14:24.624
2	1	3:16.689	1:40.548	55.551	40.590	85.2	17:41.313							
3	1	2:11.191	38.199	53.416	39.576	127.8	19:52.504							
4	1	2:23.501B	37.274	53.389	52.838	116.8	22:16.005							
5	1	5:36.219	3:59.900	55.678	40.641	49.9	27:52.224							
6	1	2:13.632	41.193	50.134	42.305	125.5	30:05.856							
7	1	2:44.780B	40.374	1:04.430	59.976	101.7	32:50.636							
8	1	5:53.981	4:19.499	53.856	40.626	47.4	38:44.617							
9	1	2:08.775	38.356	50.601	39.818	130.2	40:53.392							
741 PTT Racing 1.Igor KLAJA Porsche 992 GT3 Cup Cup 2							1	1	2:14.381	58.819	43.878	31.684	124.8	2:14.381
2	1	1:45.765	32.181	42.347	31.237	158.5	4:00.146							
3	1	1:44.763	31.487	41.968	31.308	160.0	5:44.909							
4	1	1:44.949	31.567	42.081	31.301	159.7	7:29.858							
5	1	1:45.860	31.803	42.496	31.561	158.4	9:15.718							
6	1	1:49.511B	32.000	42.261	35.250	153.1	11:05.229							



GT3/CUP1/CUP2 - PRIVATE TEST

GTWS BARCELONA 2023

TEST 3

Sector Analysis

— Invalidated Lap

■ Personal Best

■ Session Best

B Crossing the pit lane

Lap	D	Time	Sector 1	Sector 2	Sector 3	Kph	Elapsed	Lap	D	Time	Sector 1	Sector 2	Sector 3	Kph	Elapsed
11	1	1:54.036 B	32.377	43.233	38.426	147.0	22:17.121								
12	1	4:07.970 B	2:37.136	43.510	47.324	67.6	26:25.091								
13	1	3:24.383	2:05.804	44.332	34.247	82.0	29:49.474								
14	1	2:17.419 B	33.263	53.359	50.797	122.0	32:06.893								