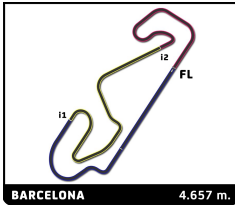


GT3/CUP1/CUP2 - PRIVATE TEST
GTWS BARCELONA 2023
TEST 2

Sector Analysis

— Invalidated Lap ■ Personal Best ■ Session Best **B** Crossing the pit lane

Lap	D	Time	Sector 1	Sector 2	Sector 3	Kph	Elapsed	Lap	D	Time	Sector 1	Sector 2	Sector 3	Kph	Elapsed	
3	Raptor Engineering 1. Giuseppe GUIRRERI							Porsche 992 GT3 Cup Cup 2								
	1	1	2:43.751	1:22.170	47.137	34.444	102.4	2:43.751	8	1	1:52.808	32.409	44.421	35.978	148.6	23:35.702
	2	1	1:55.541	33.735	46.397	35.409	145.1	4:39.292	9	1	1:50.810	32.839	44.760	33.211	151.3	25:26.512
	3	1	1:53.993	33.321	46.743	33.929	147.1	6:33.285	10	1	1:50.106	32.837	44.302	32.967	152.3	27:16.618
	4	1	1:52.450	33.588	45.136	33.726	149.1	8:25.735	11	1	1:50.369	33.058	44.139	33.172	151.9	29:06.987
	5	1	1:51.325	33.054	44.929	33.342	150.6	10:17.060	12	1	1:49.210	32.765	43.581	32.864	153.5	30:56.197
	6	1	1:52.058	33.581	44.921	33.556	149.6	12:09.118	13	1	1:49.142	32.514	43.782	32.846	153.6	32:45.339
	7	1	1:51.200	32.765	44.890	33.545	150.8	14:00.318	14	1	2:05.101 B	34.979	46.056	44.066	134.0	34:50.440
	8	1	2:00.140 B	33.544	44.641	41.955	139.5	16:00.458	15	1	4:40.476	3:20.120	45.783	34.573	59.8	39:30.916
	9	1	8:48.080	7:29.407	45.274	33.399	31.7	24:48.538	16	1	1:57.832	33.924	47.184	36.724	142.3	41:28.748
	10	1	1:50.504	33.071	44.258	33.175	151.7	26:39.042								
	11	1	1:50.329	32.961	44.060	33.308	152.0	28:29.371								
	12	1	1:54.739	34.225	46.920	33.594	146.1	30:24.110								
	13	1	2:01.371 B	32.832	45.912	42.627	138.1	32:25.481								
	14	1	4:12.663	2:53.128	45.571	33.964	66.4	36:38.144								
	15	1	1:52.348	33.080	44.456	34.812	149.2	38:30.492								
	16	1	1:50.914	33.157	44.349	33.408	151.2	40:21.406								
6	ANS Motorsport 1. Jonathan BROSSARD							Ligier JSP3 LMP3								
	1	1	3:05.307	1:45.476	45.553	34.278	90.5	3:05.307								
	2	1	1:49.804	32.622	44.981	32.201	152.7	4:55.111								
	3	1	1:48.280	33.167	43.080	32.033	154.8	6:43.391								
	4	1	1:47.719	33.096	42.447	32.176	155.6	8:31.110								
	5	1	1:46.089	31.176	42.264	32.649	158.0	10:17.199								
	6	1	1:45.244	31.651	42.024	31.569	159.3	12:02.443								
	7	1	1:45.797	30.813	42.727	32.257	158.5	13:48.240								
	8	1	1:49.038	31.076	44.016	33.946	153.8	15:37.278								
	9	1	1:52.517 B	31.414	41.672	39.431	149.0	17:29.795								
	10	1	3:46.255	2:30.563	44.213	31.479	74.1	21:16.050								
	11	1	1:44.458	30.771	42.061	31.626	160.5	23:00.508								
	12	1	1:48.136	33.610	41.645	32.881	155.0	24:48.644								
	13	1	1:44.575	31.301	42.115	31.159	160.3	26:33.219								
	14	1	1:44.156	30.456	42.658	31.042	161.0	28:17.375								
	15	1	1:46.900	31.222	44.056	31.622	156.8	30:04.275								
	16	1	1:44.019	30.973	41.678	31.368	161.2	31:48.294								
	17	1	1:43.567	30.585	41.746	31.236	161.9	33:31.861								
	18	1	1:44.557	30.308	41.706	32.543	160.3	35:16.418								
	19	1	1:46.020	32.001	41.679	32.340	158.1	37:02.438								
	20	1	1:44.289	30.936	41.815	31.538	160.8	38:46.727								
21	1	1:50.714 B	30.857	42.104	37.753	151.4	40:37.441									
9	Formula Racing 1. Danilo DEL FAVERO							Ferrari 488 Evo GT3 Cup 1								
	1	1	1:58.232	40.223	44.787	33.222	141.8	1:58.232								
	2	1	1:47.690	32.228	43.282	32.180	155.7	3:45.922								
	3	1	1:57.308 B	31.875	44.157	41.276	142.9	5:43.230								
	4	1	7:03.277	5:44.756	44.773	33.748	39.6	12:46.507								
	5	1	1:54.182 B	32.597	43.973	37.612	146.8	14:40.689								
	6	1	5:10.180	3:51.960	44.809	33.411	54.0	19:50.869								
	7	1	1:52.025	33.747	45.019	33.259	149.7	21:42.894								
20	Schubert Motorsport 1. Darren LEUNG							BMW M4 GT3 GT3								
	1	1	2:48.593	1:24.612	50.266	33.715	99.4	2:48.593								
	2	1	1:52.523	34.507	43.219	34.797	149.0	4:41.116								
	3	1	1:50.113	33.822	43.835	32.456	152.3	6:31.229								
	4	1	1:46.041	31.843	42.296	31.902	158.1	8:17.270								
	5	1	1:45.289	31.614	42.370	31.305	159.2	10:02.559								
	6	1	1:44.965	31.256	42.364	31.345	159.7	11:47.524								
	7	1	2:02.511	32.625	44.320	45.566	136.8	13:50.035								
	8	1	1:56.721	36.596	47.984	32.141	143.6	15:46.756								
	9	1	1:46.265	31.506	43.004	31.755	157.8	17:33.021								
	10	1	1:48.041	31.593	43.994	32.454	155.2	19:21.062								
	11	1	2:11.748 B	31.361	55.048	45.339	127.3	21:32.810								
	12	1	7:22.439	6:07.920	42.973	31.546	37.9	28:55.249								
	13	1	1:47.309	31.546	43.133	32.630	156.2	30:42.558								
	14	1	1:45.132	31.289	42.479	31.364	159.5	32:27.690								
	15	1	1:46.083	30.816	42.417	32.850	158.0	34:13.773								
	16	1	1:48.029	31.686	42.940	33.403	155.2	36:01.802								
	17	1	1:47.037	32.560	42.753	31.724	156.6	37:48.839								
	18	1	1:45.367	31.352	42.509	31.506	159.1	39:34.206								
19	1	1:46.633	31.514	43.673	31.446	157.2	41:20.839									
31	Formula Racing 1. William TEWIAH							Ferrari 488 Challenge Evo Cup 1								
	1	1	3:08.278	1:34.242	54.456	39.580	89.0	3:08.278								
	2	1	1:57.315	35.200	47.351	34.764	142.9	5:05.593								
	3	1	1:53.361	33.260	45.070	35.031	147.9	6:58.954								
	4	1	1:55.488	33.708	47.125	34.655	145.2	8:54.442								
	5	1	1:53.464	33.724	45.163	34.577	147.8	10:47.906								
	6	1	1:54.610	34.367	45.843	34.400	146.3	12:42.516								
	7	1	1:51.440	32.803	44.934	33.703	150.4	14:33.956								
	8	1	1:59.309 B	33.187	45.801	40.321	140.5	16:33.265								
	9	1	5:23.764	4:02.670	47.115	33.979	51.8	21:57.029								
	10	1	1:50.568	32.961	44.439	33.168	151.6	23:47.597								
	11	1	1:51.247	32.613	44.056	34.578	150.7	25:38.844								
	12	1	1:57.921	35.486	47.334	35.101	142.2	27:36.765								
	13	1	1:51.749	33.143	44.898	33.708	150.0	29:28.514								
	14	1	1:51.847	33.063	44.898	33.886	149.9	31:20.361								
15	1	2:01.860 B	34.761	45.918	41.181	137.6	33:22.221									
32	Huber Racing 1. Jörg DREISOW							Porsche 991.2 GT3 R GT3								
	1	1	2:41.316	1:21.229	45.669	34.418	103.9	2:41.316								

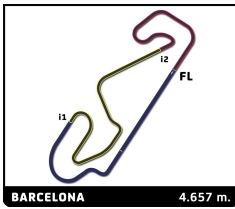


GT3/CUP1/CUP2 - PRIVATE TEST
GTWS BARCELONA 2023
TEST 2

Sector Analysis

— Invalidated Lap ■ Personal Best ■ Session Best **B** Crossing the pit lane

Lap	D	Time	Sector 1	Sector 2	Sector 3	Kph	Elapsed	Lap	D	Time	Sector 1	Sector 2	Sector 3	Kph	Elapsed
33 Huber Racing Porsche 992 GT3 Cup Cup 2 1. Johannes KAPFINGER															
2	1	1:48.581	32.484	43.554	32.543	154.4	4:29.897								
3	1	1:48.497	32.229	43.404	32.864	154.5	6:18.394								
4	1	1:47.687	32.605	42.891	32.191	155.7	8:06.081								
5	1	1:47.584	32.110	42.980	32.494	155.8	9:53.665								
6	1	1:49.035	32.302	43.517	33.216	153.8	11:42.700								
7	1	1:49.344	33.647	43.325	32.372	153.3	13:32.044								
8	1	2:02.834	B 33.774	44.108	44.952	136.5	15:34.878								
9	1	7:24.908	5:25.564	1:26.552	32.792	37.7	22:59.786								
10	1	1:51.830	34.838	44.624	32.368	149.9	24:51.616								
11	1	1:47.875	32.144	43.423	32.308	155.4	26:39.491								
12	1	1:50.137	32.775	44.150	33.212	152.2	28:29.628								
13	1	2:03.894	B 33.488	47.980	42.426	135.3	30:33.522								
14	1	3:57.223	2:37.345	43.241	36.637	70.7	34:30.745								
15	1	1:58.718	37.537	46.159	35.022	141.2	36:29.463								
16	1	2:10.308	B 34.272	44.362	51.674	128.7	38:39.771								
36 Kenneth Heyer Mercedes AMG GT3 1. Kenneth HEYER															
1	1	5:54.424	4:38.849	43.733	31.842	47.3	5:54.424								
2	1	1:45.170	31.882	42.023	31.265	159.4	7:39.594								
3	1	1:46.748	32.529	42.667	31.552	157.1	9:26.342								
4	1	1:44.550	31.450	42.103	30.997	160.4	11:10.892								
5	1	1:44.326	30.995	41.530	31.801	160.7	12:55.218								
6	1	1:43.920	31.179	41.677	31.064	161.3	14:39.138								
7	1	1:45.239	31.674	42.159	31.406	159.3	16:24.377								
8	1	1:43.877	31.222	41.904	30.751	161.4	18:08.254								
9	1	1:43.614	30.982	41.639	30.993	161.8	19:51.868								
10	1	1:51.972	B 31.936	42.706	37.330	149.7	21:43.840								
11	1	4:25.594	3:12.656	41.406	31.532	63.1	26:09.434								
12	1	1:43.239	31.207	41.130	30.902	162.4	27:52.673								
13	1	1:42.751	31.007	41.364	30.380	163.2	29:35.424								
14	1	1:52.493	B 32.148	41.560	38.785	149.0	31:27.917								
39 Schütz Motorsport Mercedes AMG GT3 1. Marcus SUABO															
1	1	2:54.543	1:30.137	48.762	35.644	96.1	2:54.543								
2	1	1:50.208	33.490	43.624	33.094	152.1	4:44.751								
3	1	1:49.292	32.827	43.347	33.118	153.4	6:34.043								
4	1	2:00.357	B 34.004	44.312	42.041	139.3	8:34.400								
5	1	2:57.900	1:41.877	43.342	32.681	94.2	11:32.300								
6	1	1:46.602	32.077	42.698	31.827	157.3	13:18.902								
7	1	2:02.718	B 36.488	45.528	40.702	136.6	15:21.620								
8	1	9:04.134	7:47.329	43.768	33.037	30.8	24:25.754								
9	1	1:48.479	32.488	43.161	32.830	154.5	26:14.233								
10	1	2:00.447	B 32.892	45.958	41.597	139.2	28:14.680								
40 Schütz Motorsport Porsche 992 GT3 Cup Cup 2 1. MANOLO															
1	1	2:58.517	1:23.418	55.418	39.681	93.9	2:58.517								
2	1	2:02.252	38.342	48.747	35.163	137.1	5:00.769								
3	1	1:55.091	33.928	46.385	34.778	145.7	6:55.860								
4	1	1:56.390	35.168	46.226	34.996	144.0	8:52.250								
5	1	1:52.832	33.678	44.944	34.210	148.6	10:45.082								
6	1	1:53.632	34.222	45.095	34.315	147.5	12:38.714								
7	1	1:52.672	33.466	45.183	34.023	148.8	14:31.386								
8	1	1:52.725	33.244	45.330	34.151	148.7	16:24.111								
9	1	2:10.454	B 34.682	50.506	45.266	128.5	18:34.565								
10	1	4:22.728	2:50.303	54.440	37.985	63.8	22:57.293								
11	1	2:06.621	B 38.037	47.564	41.020	132.4	25:03.914								
12	1	3:19.683	1:56.843	45.646	37.194	84.0	28:23.597								
13	1	1:52.095	33.604	45.232	33.259	149.6	30:15.692								
14	1	1:50.767	33.099	44.445	33.223	151.4	32:06.459								
15	1	2:08.959	33.394	52.013	43.552	130.0	34:15.418								
16	1	1:54.357	33.739	46.776	33.842	146.6	36:09.775								
17	1	1:51.319	33.088	44.551	33.680	150.6	38:01.094								
18	1	1:52.503	33.125	45.257	34.121	149.0	39:53.597								
19	1	1:52.081	33.541	44.623	33.917	149.6	41:45.678								
35 Huber Racing Porsche 992 GT3 Cup Cup 2 1. Dieter SVEPES															
1	1	3:09.111	1:44.647	47.341	37.123	88.7	3:09.111								
2	1	2:06.679	34.934	48.381	43.364	132.3	5:15.790								
3	1	1:52.884	B 31.708	43.586	37.590	148.5	7:08.674								
4	1	2:13.290	53.549	47.202	32.539	125.8	9:21.964								
5	1	1:51.476	33.254	45.641	32.581	150.4	11:13.440								
6	1	1:45.411	31.367	42.331	31.713	159.0	12:58.851								
7	1	1:52.162	B 32.363	43.814	35.985	149.5	14:51.013								
8	1	4:46.211	3:17.616	46.086	42.509	58.6	19:37.224								
9	1	2:00.026	32.619	46.208	41.199	139.7	21:37.250								
10	1	1:47.588	32.238	42.990	32.360	155.8	23:24.838								
11	1	1:46.073	31.703	42.523	31.847	158.1	25:10.911								
12	1	1:50.674	B 31.670	42.499	36.505	151.5	27:01.585								
13	1	3:58.424	2:42.103	43.387	32.934	70.3	31:00.009								
14	1	1:49.649	32.243	42.690	34.716	152.9	32:49.658								
15	1	1:53.604	B 32.898	43.397	37.309	147.6	34:43.262								

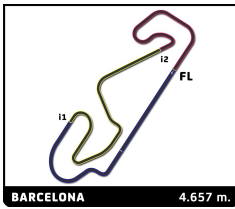


GT3/CUP1/CUP2 - PRIVATE TEST
GTWS BARCELONA 2023
TEST 2

Sector Analysis

— Invalidated Lap ■ Personal Best ■ Session Best ■ Crossing the pit lane

Lap	D	Time	Sector 1	Sector 2	Sector 3	Kph	Elapsed	Lap	D	Time	Sector 1	Sector 2	Sector 3	Kph	Elapsed
52 Team 52 Porsche 991 GT3 Cup Cup 2 1.Yves GODARD								11	1	1:51.103	32.918	44.507	33.678	150.9	24:32.868
1	1	2:40.921	1:12.573	50.966	37.382	104.2	2:40.921	12	1	1:50.271	33.109	43.881	33.281	152.0	26:23.139
2	1	1:59.671	35.717	47.542	36.412	140.1	4:40.592	13	1	1:50.147	32.790	43.583	33.774	152.2	28:13.286
3	1	1:55.392	34.274	46.000	35.118	145.3	6:35.984	14	1	1:53.513	33.037	46.393	34.083	147.7	30:06.799
4	1	1:54.989	35.527	45.140	34.322	145.8	8:30.973	15	1	1:50.374	32.803	43.986	33.585	151.9	31:57.173
5	1	1:54.962	34.392	45.096	35.474	145.8	10:25.935	16	1	1:53.701	35.658	44.303	33.740	147.4	33:50.874
6	1	1:53.077	34.186	44.753	34.138	148.3	12:19.012	17	1	1:50.973	32.675	43.799	34.499	151.1	35:41.847
7	1	1:51.953	33.754	44.573	33.626	149.8	14:10.965	18	1	1:49.799	33.024	43.653	33.122	152.7	37:31.646
8	1	1:52.403	32.918	45.349	34.136	149.2	16:03.368	19	1	2:04.236 B	33.704	44.063	46.469	134.9	39:35.882
9	1	1:51.567	33.031	44.654	33.882	150.3	17:54.935	65 LPC71 NOVA 1.Philippe MONDOLOT LPC							
10	1	2:03.771 B	32.912	45.372	45.487	135.5	19:58.706	1	1	3:08.507	1:43.112	48.298	37.097	88.9	3:08.507
11	1	7:49.097	6:25.348	46.093	37.656	35.7	27:47.803	2	1	1:57.717	36.563	46.696	34.458	142.4	5:06.224
12	1	1:53.302	33.630	45.556	34.116	148.0	29:41.105	3	1	1:53.129	34.151	44.428	34.550	148.2	6:59.353
13	1	1:51.429	33.137	44.326	33.966	150.5	31:32.534	4	1	1:55.808	33.944	49.008	32.856	144.8	8:55.161
14	1	1:50.919	33.074	44.319	33.526	151.1	33:23.453	5	1	1:53.119	33.484	45.454	34.181	148.2	10:48.280
15	1	2:08.423 B	35.272	45.156	47.995	130.5	35:31.876	6	1	2:02.545	37.847	49.992	34.706	136.8	12:50.825
57 M-Tech Porsche 992 GT3 Cup Cup 2 1.Per ANDERSSSEN								7	1	1:47.952	32.932	43.306	31.714	155.3	14:38.777
1	1	2:22.930	1:01.037	47.433	34.460	117.3	2:22.930	8	1	2:02.675 B	33.111	43.674	45.890	136.7	16:41.452
2	1	1:51.663	33.631	44.879	33.153	150.1	4:14.593	9	1	5:24.872	3:50.634	51.837	42.401	51.6	22:06.324
3	1	1:50.949	32.933	44.446	33.570	151.1	6:05.542	10	1	2:02.884	37.445	48.738	36.701	136.4	24:09.208
4	1	2:10.096 B	33.249	48.243	48.604	128.9	8:15.638	11	1	2:00.221	35.830	46.944	37.447	139.5	26:09.429
5	1	4:37.168	3:08.406	51.777	36.985	60.5	12:52.806	12	1	1:58.941	35.477	47.777	35.687	141.0	28:08.370
6	1	1:51.399	33.713	44.624	33.062	150.5	14:44.205	13	1	2:00.661	36.498	48.073	36.090	138.9	30:09.031
7	1	1:47.846	32.227	43.275	32.344	155.5	16:32.051	14	1	1:55.604	35.062	45.999	34.543	145.0	32:04.635
8	1	1:50.935	32.315	43.915	34.705	151.1	18:22.986	15	1	1:59.852	35.021	48.167	36.664	139.9	34:04.487
9	1	1:49.438	32.365	43.556	33.517	153.2	20:12.424	16	1	1:57.035	35.464	46.650	34.921	143.2	36:01.522
10	1	1:47.509	32.001	42.992	32.516	155.9	21:59.933	17	1	1:55.527	35.379	45.555	34.593	145.1	37:57.049
11	1	2:00.204 B	32.129	43.499	44.576	139.5	24:00.137	18	1	1:59.872	35.657	48.603	35.612	139.9	39:56.921
12	1	4:22.356	3:02.925	45.484	33.947	63.9	28:22.493	19	1	2:06.408 B	34.730	47.584	44.094	132.6	42:03.329
13	1	1:48.993	32.373	43.665	32.955	153.8	30:11.486	77 EST 1 RACING 1. EST 1 RACING 1							
14	1	1:48.450	32.555	43.266	32.629	154.6	31:59.936	1	1	6:34.816	4:46.690	1:00.186	47.940	42.5	6:34.816
15	1	1:51.531	33.191	44.646	33.694	150.3	33:51.467	2	1	2:38.815	49.842	1:02.195	46.778	105.6	9:13.631
16	1	1:50.670	32.532	43.780	34.358	151.5	35:42.137	3	1	2:24.470	43.133	58.307	43.030	116.0	11:38.101
17	1	1:52.248	33.083	43.705	35.460	149.4	37:34.385	4	1	2:25.509	43.384	58.279	43.846	115.2	14:03.610
18	1	1:48.748	32.309	43.300	33.139	154.2	39:23.133	5	1	2:20.228	40.962	56.782	42.484	119.6	16:23.838
19	1	1:47.490	32.269	43.011	32.210	156.0	41:10.623	6	1	2:19.744	42.335	54.676	42.733	120.0	18:43.582
58 Kjellin Motorsports Porsche 992 GT3 Cup Cup 2 1.Mattias KJELLIN								7	1	2:20.711	43.552	55.447	41.712	119.1	21:04.293
1	1	5:42.832	4:02.833	57.847	42.152	48.9	5:42.832	8	1	2:32.425 B	44.481	57.549	50.395	110.0	23:36.718
2	1	2:09.658	42.991	51.317	35.350	129.3	7:52.490	9	1	4:26.071	2:39.562	59.871	46.638	63.0	28:02.789
3	1	1:55.283	36.529	44.977	33.777	145.4	9:47.773	10	1	2:43.157 B	48.765	1:01.285	53.107	102.8	30:45.946
4	1	1:50.604	33.179	44.183	33.242	151.6	11:38.377	90 Laptime Performance Porsche 992 GT3 Cup Cup 2 1.Mick PARDO							
5	1	1:50.575	33.076	44.117	33.382	151.6	13:28.952	1	1	3:42.264 B	2:09.777	48.469	44.018	75.4	3:42.264
6	1	1:50.720	33.128	44.179	33.413	151.4	15:19.672	2	1	2:22.795	1:03.921	45.169	33.705	117.4	6:05.059
7	1	1:50.225	32.656	43.869	33.700	152.1	17:09.897	3	1	1:52.393	33.062	45.614	33.717	149.2	7:57.452
8	1	1:49.845	33.109	43.690	33.046	152.6	18:59.742	4	1	1:50.714	33.250	44.112	33.352	151.4	9:48.166
9	1	1:49.912	32.691	43.939	33.282	152.5	20:49.654	5	1	1:52.480	33.251	45.169	34.060	149.1	11:40.646
10	1	1:52.111	33.223	45.563	33.325	149.5	22:41.765	6	1	2:05.471	40.455	49.023	35.993	133.6	13:46.117

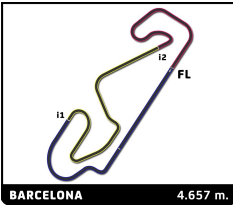


GT3/CUP1/CUP2 - PRIVATE TEST
GTWS BARCELONA 2023
TEST 2

Sector Analysis

— Invalidated Lap ■ Personal Best ■ Session Best **B** Crossing the pit lane

Lap	D	Time	Sector 1	Sector 2	Sector 3	Kph	Elapsed	Lap	D	Time	Sector 1	Sector 2	Sector 3	Kph	Elapsed
91 Michael Joos Porsche 991.2 GT3 R															
1. Michael JOOS GT3															
7	1	1:51.005	32.962	44.204	33.839	151.0	15:37.122								
8	1	1:49.055	32.842	43.548	32.665	153.7	17:26.177								
9	1	1:49.639	32.568	44.062	33.009	152.9	19:15.816								
10	1	1:48.562	32.584	43.522	32.456	154.4	21:04.378								
11	1	1:50.424	32.609	44.221	33.594	151.8	22:54.802								
12	1	1:59.016 B	33.133	43.441	42.442	140.9	24:53.818								
13	1	3:23.202	1:52.935	49.177	41.090	82.5	28:17.020								
14	1	2:03.685 B	33.797	46.887	43.001	135.5	30:20.705								
15	1	3:39.492	2:16.577	45.403	37.512	76.4	34:00.197								
16	1	1:50.993	33.585	43.859	33.549	151.0	35:51.190								
17	1	1:51.020	32.902	43.699	34.419	151.0	37:42.210								
18	1	1:50.098	33.087	43.788	33.223	152.3	39:32.308								
19	1	2:05.524 B	33.215	49.743	42.566	133.6	41:37.832								
92 Laptime Performance Porsche 992 GT3 Cup															
1. Martin ENGELMEIER Cup 2															
1	1	3:32.627	2:16.990	43.785	31.852	78.8	3:32.627								
2	1	1:44.911	31.411	42.100	31.400	159.8	5:17.538								
3	1	1:44.177	31.110	42.001	31.066	160.9	7:01.715								
4	1	1:49.769	32.104	45.383	32.282	152.7	8:51.484								
5	1	1:43.916	31.045	41.966	30.905	161.3	10:35.400								
6	1	1:43.730	31.214	41.672	30.844	161.6	12:19.130								
7	1	1:46.922 B	31.086	41.864	33.972	156.8	14:06.052								
8	1	4:40.315	3:27.476	41.912	30.927	59.8	18:46.367								
9	1	1:44.807	31.592	42.224	30.991	160.0	20:31.174								
10	1	1:45.413	31.152	43.297	30.964	159.0	22:16.587								
11	1	1:44.897	31.299	42.654	30.944	159.8	24:01.484								
12	1	1:48.331 B	31.202	42.833	34.296	154.8	25:49.815								
13	1	10:28.234	9:14.459	42.457	31.318	26.7	36:18.049								
14	1	1:47.885	31.922	43.288	32.675	155.4	38:05.934								
15	1	1:46.843	31.629	43.224	31.990	156.9	39:52.777								
16	1	1:45.861	32.422	42.313	31.126	158.4	41:38.638								
93 Klaus Horn Porsche 991.1 GT3 R															
1. Klaus HORN GT3															
1	1	6:01.048	4:35.651	49.856	35.541	46.4	6:01.048								
2	1	1:59.373	34.331	49.662	35.380	140.4	8:00.421								
3	1	1:50.253	32.931	43.947	33.375	152.1	9:50.674								
4	1	1:49.947	32.736	44.117	33.094	152.5	11:40.621								
5	1	2:09.255 B	36.893	45.253	47.109	129.7	13:49.876								
6	1	2:59.623	1:39.929	45.356	34.338	93.3	16:49.499								
7	1	1:50.928	33.094	43.797	34.037	151.1	18:40.427								
8	1	1:49.016	32.398	43.494	33.124	153.8	20:29.443								
9	1	1:50.189	32.513	45.164	32.512	152.1	22:19.632								
10	1	1:47.827	32.052	43.047	32.728	155.5	24:07.459								
11	1	1:47.634	32.079	43.054	32.501	155.8	25:55.093								
12	1	2:30.464 B	42.629	55.827	52.008	111.4	28:25.557								
13	1	3:13.755	1:57.801	43.436	32.518	86.5	31:39.312								
14	1	4:14.951	32.098	42.897	2:59.956	65.8	35:54.263								
15	1	2:35.110 B	43.196	58.801	53.113	108.1	38:29.373								
99 Felix Voigtmann Porsche 991 GT3 Cup															
1. Felix VOIGTMANN Cup 2															
1	1	4:43.282	2:54.820	1:03.240	45.222	59.2	4:43.282								
2	1	2:20.393	41.100	55.913	43.380	119.4	7:03.675								
3	1	2:13.893	41.550	51.775	40.568	125.2	9:17.568								
4	1	2:19.487 B	38.701	53.330	47.456	120.2	11:37.055								
5	1	3:29.284	1:58.440	51.850	38.994	80.1	15:06.339								
6	1	2:08.700	37.536	51.565	39.599	130.3	17:15.039								
7	1	2:07.062	37.578	50.791	38.693	131.9	19:22.101								
8	1	2:07.424	37.831	51.253	38.340	131.6	21:29.525								
9	1	2:06.095	36.665	50.663	38.767	133.0	23:35.620								
10	1	2:06.195	37.168	49.794	39.233	132.9	25:41.815								
11	1	2:06.064	36.976	50.224	38.864	133.0	27:47.879								
12	1	2:03.183	36.211	49.165	37.807	136.1	29:51.062								
13	1	2:04.706	36.201	50.315	38.190	134.4	31:55.768								
14	1	2:12.909	38.148	52.903	41.858	126.1	34:08.677								
15	1	2:08.084	36.938	52.199	38.947	130.9	36:16.761								
16	1	2:15.075	38.528	51.958	44.589	124.1	38:31.836								
17	1	2:29.350 B	40.618	57.375	51.357	112.3	41:01.186								
109 M-Tech Porsche 992 GT3 Cup															
1. Thomas KARLSSON Cup 2															
1	1	2:41.139	1:16.584	48.976	35.579	104.0	2:41.139								
2	1	1:56.578	36.159	46.412	34.007	143.8	4:37.717								
3	1	1:48.301	32.374	42.854	33.073	154.8	6:26.018								
4	1	3:07.161	1:45.345	47.023	34.793	89.6	9:33.179								
5	1	1:47.596	32.031	43.673	31.892	155.8	11:20.775								
6	1	1:47.079	31.838	43.198	32.043	156.6	13:07.854								
7	1	2:08.690	52.083	44.268	32.339	130.3	15:16.544								
8	1	1:48.904	32.245	44.111	32.548	153.9	17:05.448								
9	1	1:50.397	32.382	43.575	34.440	151.9	18:55.845								
10	1	1:48.312	32.033	43.738	32.541	154.8	20:44.157								
11	1	1:56.990	32.337	49.371	35.282	143.3	22:41.147								
12	1	2:10.155 B	36.556	48.665	44.934	128.8	24:51.302								



GT3/CUP1/CUP2 - PRIVATE TEST
GTWS BARCELONA 2023
TEST 2

Sector Analysis

— Invalidated Lap ■ Personal Best ■ Session Best **B** Crossing the pit lane

Lap	D	Time	Sector 1	Sector 2	Sector 3	Kph	Elapsed	Lap	D	Time	Sector 1	Sector 2	Sector 3	Kph	Elapsed
13	1	6:02.290	4:44.114	45.402	32.774	46.3	30:53.592	4	1	1:53.929	34.234	44.427	35.268	147.2	9:14.091
14	1	1:47.855	32.427	43.214	32.214	155.4	32:41.447	5	1	1:50.511	33.103	44.239	33.169	151.7	11:04.602
15	1	1:51.644	32.308	43.519	35.817	150.2	34:33.091	6	1	1:59.296 B	32.731	44.453	42.112	140.5	13:03.898
16	1	1:54.475	34.629	46.415	33.431	146.5	36:27.566	7	1	4:45.811 B	3:12.727	49.394	43.690	58.7	17:49.709
17	1	1:51.945	32.282	44.653	35.010	149.8	38:19.511	8	1	2:48.982	1:32.057	44.110	32.815	99.2	20:38.691
18	1	1:47.585	32.327	43.148	32.110	155.8	40:07.096	9	1	1:49.766	32.503	44.102	33.161	152.7	22:28.457

110 Phoenix Racing
 1.Herr MATTEO
 Porsche 992 GT3 Cup
 Cup 2

1	1	2:37.076	1:11.279	50.703	35.094	106.7	2:37.076
2	1	1:54.379	35.102	46.481	32.796	146.6	4:31.455
3	1	1:48.019	32.480	43.251	32.288	155.2	6:19.474
4	1	1:48.657	32.326	44.235	32.096	154.3	8:08.131
5	1	1:53.875 B	32.273	43.925	37.677	147.2	10:02.006
6	1	2:59.680	1:44.046	43.355	32.279	93.3	13:01.686
7	1	1:47.421	32.480	43.091	31.850	156.1	14:49.107
8	1	1:46.989	31.823	43.149	32.017	156.7	16:36.096
9	1	1:49.169	32.383	43.346	33.440	153.6	18:25.265
10	1	1:56.311 B	32.453	44.425	39.433	144.1	20:21.576
11	1	2:55.901	1:38.117	44.694	33.090	95.3	23:17.477
12	1	1:47.161	32.110	43.073	31.978	156.4	25:04.638
13	1	1:48.082	32.745	43.438	31.899	155.1	26:52.720
14	1	1:47.197	32.193	42.978	32.026	156.4	28:39.917
15	1	1:48.644	32.316	43.541	32.787	154.3	30:28.561
16	1	1:48.600	32.624	43.730	32.246	154.4	32:17.161
17	1	1:57.965 B	32.468	43.575	41.922	142.1	34:15.126

213 MS Racing
 1.Lena KNÖTZL
 Porsche 992 GT3 Cup
 Cup 2

1	1	2:54.755	1:17.644	58.674	38.437	95.9	2:54.755
2	1	1:59.798	39.119	45.870	34.809	139.9	4:54.553
3	1	1:56.305	34.366	47.378	34.561	144.1	6:50.858
4	1	1:55.450	35.344	45.920	34.186	145.2	8:46.308
5	1	1:51.579	33.326	44.741	33.512	150.3	10:37.887
6	1	1:51.151	33.234	44.492	33.425	150.8	12:29.038
7	1	1:51.335	33.286	44.444	33.605	150.6	14:20.373
8	1	1:53.618	32.949	46.560	34.109	147.6	16:13.991
9	1	1:52.198	33.154	44.857	34.187	149.4	18:06.189
10	1	1:57.679 B	33.116	44.807	39.756	142.5	20:03.868
11	1	5:13.772	3:57.201	43.903	32.668	53.4	25:17.640
12	1	1:48.223	32.361	43.349	32.513	154.9	27:05.863
13	1	1:47.923	32.381	43.254	32.288	155.3	28:53.786
14	1	1:49.569	32.453	43.519	33.597	153.0	30:43.355
15	1	1:48.516	32.690	43.581	32.245	154.5	32:31.871
16	1	1:51.702	32.228	43.567	35.907	150.1	34:23.573
17	1	1:48.044	32.212	43.409	32.423	155.2	36:11.617
18	1	2:59.433 B	32.575	43.563	1:43.295	93.4	39:11.050

741 PTT Racing
 1.Igor KLAJA
 Porsche 992 GT3 Cup
 Cup 2

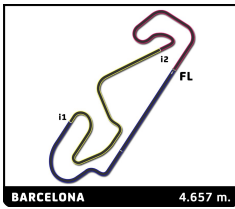
1	1	3:31.839	2:01.415	53.355	37.069	79.1	3:31.839
2	1	1:56.795	36.225	46.010	34.560	143.5	5:28.634
3	1	1:51.528	33.371	44.509	33.648	150.3	7:20.162

820 Racar Motorsport
 1.Manuel CHINCHILLA
 Porsche 991.2 GT3 Cup
 Cup 2

1	1	4:58.895	3:31.775	51.768	35.352	56.1	4:58.895
2	1	1:59.413	35.281	48.506	35.626	140.4	6:58.308
3	1	1:55.005	33.836	46.289	34.880	145.8	8:53.313
4	1	1:52.198	33.113	44.967	34.118	149.4	10:45.511
5	1	1:59.388 B	34.302	45.377	39.709	140.4	12:44.899
6	1	5:40.470	4:09.213	52.261	38.996	49.2	18:25.369
7	1	2:05.875	36.606	50.866	38.403	133.2	20:31.244
8	1	2:06.095	36.451	51.328	38.316	133.0	22:37.339
9	1	2:05.547	36.628	51.059	37.860	133.5	24:42.886
10	1	2:06.118	36.859	52.254	37.005	132.9	26:49.004
11	1	2:04.245	36.494	50.016	37.735	134.9	28:53.249
12	1	2:06.703	39.143	50.099	37.461	132.3	30:59.952
13	1	2:01.341	36.212	48.239	36.890	138.2	33:01.293
14	1	2:00.622	36.180	48.101	36.341	139.0	35:01.915
15	1	2:00.549	35.431	48.896	36.222	139.1	37:02.464
16	1	2:03.909	36.385	48.609	38.915	135.3	39:06.373
17	1	2:01.388	35.423	47.976	37.989	138.1	41:07.761

911 Racar Motorsport
 1.Leandro MARTINS
 Porsche 991.2 GT3 Cup
 Cup 2

1	1	4:07.749	2:39.943	51.642	36.164	67.7	4:07.749
2	1	1:55.921	34.901	46.151	34.869	144.6	6:03.670
3	1	1:54.739	33.543	46.482	34.714	146.1	7:58.409
4	1	1:51.637	33.357	44.598	33.682	150.2	9:50.046
5	1	1:52.358	32.940	45.505	33.913	149.2	11:42.404
6	1	1:53.717	34.415	45.053	34.249	147.4	13:36.121
7	1	1:51.819	32.923	45.050	33.846	149.9	15:27.940
8	1	1:51.593	32.939	44.568	34.086	150.2	17:19.533
9	1	1:51.486	32.743	44.698	34.045	150.4	19:11.019
10	1	1:52.213	32.955	44.767	34.491	149.4	21:03.232
11	1	2:03.449 B	33.765	45.845	43.839	135.8	23:06.681
12	1	5:22.878	4:02.347	45.705	34.826	51.9	28:29.559
13	1	1:56.578	35.717	46.389	34.472	143.8	30:26.137
14	1	1:54.248	33.295	46.939	34.014	146.7	32:20.385
15	1	1:54.423	33.027	44.630	36.766	146.5	34:14.808
16	1	1:53.028	33.443	45.267	34.318	148.3	36:07.836
17	1	1:52.235	33.292	45.265	33.678	149.4	38:00.071
18	1	1:52.050	33.085	45.032	33.933	149.6	39:52.121



GT3/CUP1/CUP2 - PRIVATE TEST
GTWS BARCELONA 2023
TEST 2

Sector Analysis

— Invalidated Lap ■ Personal Best ■ Session Best **B** Crossing the pit lane

Lap	D	Time	Sector 1	Sector 2	Sector 3	Kph	Elapsed	Lap	D	Time	Sector 1	Sector 2	Sector 3	Kph	Elapsed
19	1	1:55.473	33.345	45.343	36.785	145.2	41:47.594								

992	RaceCar-Events by Klein-Trailer	Porsche 992 GT3 Cup
	1. Markus SEDLMAIER	Cup 2

1	1	2:59.450 B	1:32.178	47.690	39.582	93.4	2:59.450
2	1	2:50.204	1:32.934	44.110	33.160	98.5	5:49.654
3	1	1:49.766	33.319	43.676	32.771	152.7	7:39.420
4	1	1:49.367	32.808	44.000	32.559	153.3	9:28.787
5	1	1:48.005	32.420	43.379	32.206	155.2	11:16.792
6	1	1:51.434 B	32.122	43.055	36.257	150.4	13:08.226
7	1	4:43.954	3:15.777	49.718	38.459	59.0	17:52.180
8	1	1:57.410	35.100	47.613	34.697	142.8	19:49.590
9	1	2:06.278 B	33.678	47.720	44.880	132.8	21:55.868
10	1	3:07.575	1:46.947	45.536	35.092	89.4	25:03.443
11	1	1:54.777	34.512	45.581	34.684	146.1	26:58.220
12	1	1:53.038	33.210	45.005	34.823	148.3	28:51.258
13	1	1:53.769	33.270	44.809	35.690	147.4	30:45.027
14	1	1:51.504	33.178	44.400	33.926	150.4	32:36.531
15	1	1:53.034	32.932	44.300	35.802	148.3	34:29.565
16	1	1:52.353	33.235	45.298	33.820	149.2	36:21.918
17	1	1:53.637	33.133	44.675	35.829	147.5	38:15.555
18	1	1:51.391	33.141	44.387	33.863	150.5	40:06.946