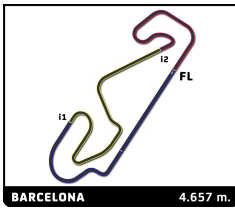


**LPC/GT4/CUP3/CUP4/CUPX/BMWCUP -**  
**GTWS BARCELONA 2023**  
**TEST 4**

**Sector Analysis**

— Invalidated Lap    ■ Personal Best    ■ Session Best    **B** Crossing the pit lane

Lap D	Time	Sector 1	Sector 2	Sector 3	Kph	Elapsed	Lap D	Time	Sector 1	Sector 2	Sector 3	Kph	Elapsed		
<b>L20</b>	<b>REVOLUTION</b>						427	9	1	2:03.139	36.627	50.652	35.860	136.1	30:43.416
	1.Joachim PENTEADO						LPC	10	1	2:02.633	36.721	50.672	35.240	136.7	32:46.049
	1	10:54.591	9:14.052	57.816	42.723	25.6	10:54.591	11	1	2:00.430	35.588	48.791	36.051	139.2	34:46.479
	2	2:11.222	41.866	52.994	36.362	127.8	13:05.813	12	1	1:57.819	36.620	46.917	34.282	142.3	36:44.298
	3	2:21.195 <b>B</b>	38.855	54.658	47.682	118.7	15:27.008	13	1	2:36.291 <b>B</b>	35.097	1:04.300	56.894	107.3	39:20.589
	4	13:28.485	...	52.093	36.195	20.7	28:55.493								
	5	1:56.652	35.263	45.678	35.711	143.7	30:52.145								
	6	1:52.001	33.155	45.671	33.175	149.7	32:44.146								
	7	2:03.719	36.551	50.498	36.670	135.5	34:47.865								
	8	1:51.502	33.227	45.969	32.306	150.4	36:39.367								
	9	1:49.287	33.008	44.152	32.127	153.4	38:28.654								
10	2:17.047 <b>B</b>	36.273	55.268	45.506	122.3	40:45.701									
<b>L31</b>	<b>CHALLENGE</b>						SR3 RSX								
	1.Matt GRAHAM						LPC								
	1	2:10.857	47.650	48.737	34.470	128.1	2:10.857								
	2	1:54.107	34.857	45.661	33.589	146.9	4:04.964								
	3	1:53.302	34.649	45.839	32.814	148.0	5:58.266								
	4	1:53.930	34.741	44.834	34.355	147.2	7:52.196								
	5	1:55.283	35.266	45.452	34.565	145.4	9:47.479								
	6	1:53.429	35.009	45.049	33.371	147.8	11:40.908								
	7	1:54.353	35.254	45.472	33.627	146.6	13:35.261								
	8	1:55.661	34.487	45.899	35.275	145.0	15:30.922								
	9	2:06.534 <b>B</b>	35.815	45.960	44.759	132.5	17:37.456								
10	12:38.194	...	49.074	35.369	22.1	30:15.650									
11	1:59.289	37.288	46.889	35.112	140.5	32:14.939									
12	2:01.257 <b>B</b>	34.830	46.823	39.604	138.3	34:16.196									
13	2:39.289 <b>B</b>	1:13.629	46.127	39.533	105.3	36:55.485									
14	2:27.897	1:07.992	46.048	33.857	113.4	39:23.382									
15	1:54.439	34.977	45.696	33.766	146.5	41:17.821									
<b>L33</b>	<b>CHALLENGE</b>						SR3 RSX								
	1.Eddie VAN DAM						LPC								
	1	2:12.475	43.653	52.973	35.849	126.6	2:12.475								
	2	1:53.933	34.702	45.528	33.703	147.1	4:06.408								
	3	1:53.344	33.990	45.657	33.697	147.9	5:59.752								
	4	1:51.819	33.766	44.714	33.339	149.9	7:51.571								
	5	2:10.141 <b>B</b>	36.242	50.533	43.366	128.8	10:01.712								
	6	3:01.166	1:41.120	45.532	34.514	92.5	13:02.878								
	7	2:08.484 <b>B</b>	36.298	48.296	43.890	130.5	15:11.362								
	<b>L7</b>	<b>CHALLENGE</b>						SR3 RSX							
		1.Mirko VAN OOSTRUM						LPC							
1		2:09.936	46.811	49.083	34.042	129.0	2:09.936								
2		1:54.460	35.033	45.869	33.558	146.5	4:04.396								
3		2:01.682 <b>B</b>	34.720	46.672	40.290	137.8	6:06.078								
4		6:11.946	4:41.106	52.497	38.343	45.1	12:18.024								
5		2:06.024	39.039	50.018	36.967	133.0	14:24.048								
6		2:03.728	37.472	50.051	36.205	135.5	16:27.776								
7		2:25.942 <b>B</b>	36.367	50.933	58.642	114.9	18:53.718								
8		9:46.559	8:19.010	50.602	36.947	28.6	28:40.277								
<b>2</b>		<b>MASTERS</b>						SR10							
	1.Chris PREEN						LPC								
	1	2:05.683	45.801	46.329	33.553	133.4	2:05.683								
	2	1:50.900	33.215	44.742	32.943	151.2	3:56.583								
	3	1:47.540	31.881	43.351	32.308	155.9	5:44.123								
	4	1:48.751	31.540	43.750	33.461	154.2	7:32.874								
	5	1:48.335	32.595	43.175	32.565	154.8	9:21.209								
	6	1:47.642	31.729	43.393	32.520	155.7	11:08.851								
	7	1:48.317	32.713	43.388	32.216	154.8	12:57.168								
	8	1:46.911	31.784	42.876	32.251	156.8	14:44.079								
	9	2:00.614 <b>B</b>	31.787	43.803	45.024	139.0	16:44.693								
10	10:51.408	9:35.088	43.771	32.549	25.7	27:36.101									
11	1:46.122	31.454	42.779	31.889	158.0	29:22.223									
12	1:46.110	31.201	42.858	32.051	158.0	31:08.333									
13	1:46.295	31.467	42.721	32.107	157.7	32:54.628									
14	1:49.976	31.746	44.771	33.459	152.4	34:44.604									
15	1:52.073	33.824	45.598	32.651	149.6	36:36.677									
16	1:47.473	31.687	43.446	32.340	156.0	38:24.150									
17	1:50.795	32.195	45.323	33.277	151.3	40:14.945									
<b>4</b>	<b>Senkyr Motorsport</b>						BMW M4 GT4								
	1.Richard GONDA						GT4								
	1	6:51.228	5:24.800	47.875	38.553	40.8	6:51.228								
	2	1:52.567	33.846	44.997	33.724	148.9	8:43.795								
	3	1:54.873	33.662	45.281	35.930	145.9	10:38.668								
	4	1:52.414	33.612	44.862	33.940	149.1	12:31.082								
	5	1:52.862	33.622	45.580	33.660	148.5	14:23.944								
	6	1:55.196	33.840	46.116	35.240	145.5	16:19.140								
	7	2:02.722 <b>B</b>	33.815	45.449	43.458	136.6	18:21.862								
	8	9:40.808	8:18.592	47.454	34.762	28.9	28:02.670								
	9	2:02.569	34.588	50.289	37.692	136.8	30:05.239								
10	1:56.191	34.311	45.609	36.271	144.3	32:01.430									
11	1:54.234	34.260	45.940	34.034	146.8	33:55.664									
12	1:54.901	34.096	45.523	35.282	145.9	35:50.565									
13	1:54.127	34.135	45.836	34.156	146.9	37:44.692									
14	2:09.494 <b>B</b>	34.950	48.591	45.953	129.5	39:54.186									
<b>7</b>	<b>Auto Lounge Racing</b>						Audi R8 LMS GT4								
	1.Christian SKAAR						GT4								
	1	6:05.738	4:35.102	52.097	38.539	45.8	6:05.738								
	2	1:55.294	34.589	46.200	34.505	145.4	8:01.032								
	3	1:53.922	34.276	45.805	33.841	147.2	9:54.954								
	4	1:54.567	34.015	46.099	34.453	146.3	11:49.521								
	5	1:53.458	34.249	45.711	33.498	147.8	13:42.979								
	6	2:05.121	33.721	45.367	46.033	134.0	15:48.100								
	7	1:53.778	33.998	45.294	34.486	147.4	17:41.878								
	8	3:00.822 <b>B</b>	48.817	1:09.885	1:02.120	92.7	20:42.700								



**LPC/GT4/CUP3/CUP4/CUPX/BMWCUP -**  
**GTWS BARCELONA 2023**  
**TEST 4**

**Sector Analysis**

— Invalidated Lap    ■ Personal Best    ■ Session Best    **B** Crossing the pit lane

Lap	D	Time	Sector 1	Sector 2	Sector 3	Kph	Elapsed	Lap	D	Time	Sector 1	Sector 2	Sector 3	Kph	Elapsed
9	1	7:11.626	5:49.043	47.614	34.969	38.8	27:54.326								
10	1	1:54.584	34.242	46.088	34.254	146.3	29:48.910								
11	1	<u>1:54.081</u>	34.548	<u>45.575</u>	33.958	147.0	31:42.991								
12	1	1:53.233	34.002	45.256	33.975	148.1	33:36.224								
13	1	1:53.786	33.857	46.118	33.811	147.3	35:30.010								
14	1	1:54.266	33.900	<b>45.191</b>	35.175	146.7	37:24.276								
15	1	1:56.328	36.596	45.606	34.126	144.1	39:20.604								
16	1	<b>1:53.158</b>	34.254	45.219	33.685	148.2	41:13.762								

<b>8</b>	<b>Lemmerz, Pierre</b>		Audi R8 LMS GT4			
	1. Pierre LEMMERZ		GT4			
	1	15:15.001	...	49.210	<b>36.436</b>	18.3
2	2:07.115 <b>B</b>	<b>35.264</b>	<b>47.358</b>	44.493	131.9	17:22.116
3	12:54.776 <b>B</b>	...	55.958	46.121	21.6	30:16.892

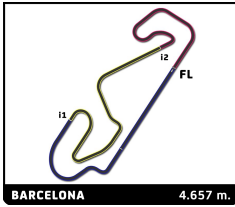
<b>14</b>	<b>Razoon</b>		KTM X-BOW GT4			
	1. Daniel DREXEL		Cup X			
	1	3:30.162	2:08.310	47.145	34.707	79.8
2	1:53.900	34.545	45.496	33.859	147.2	5:24.062
3	2:04.570	34.655	54.175	35.740	134.6	7:28.632
4	1:54.347	34.428	45.409	34.510	146.6	9:22.979
5	<u>1:53.536</u>	<b>34.416</b>	<u>45.392</u>	33.728	147.7	11:16.515
6	1:54.054	35.288	<b>45.097</b>	33.669	147.0	13:10.569
7	1:54.107	34.485	45.839	33.783	146.9	15:04.676
8	<b>1:53.288</b>	34.480	45.157	<b>33.651</b>	148.0	16:57.964
9	2:13.474 <b>B</b>	34.589	54.995	43.890	125.6	19:11.438
10	8:52.302	7:29.894	47.901	34.507	31.5	28:03.740
11	1:56.258	34.431	48.137	33.690	144.2	29:59.998
12	1:55.132	34.985	<u>46.320</u>	33.827	145.6	31:55.130
13	1:53.889	34.681	45.458	33.750	147.2	33:49.019
14	<u>1:56.872</u>	34.711	<u>45.570</u>	36.591	143.4	35:45.891
15	<u>1:54.764</u>	34.458	<u>46.085</u>	34.221	146.1	37:40.655
16	1:54.351	34.514	45.659	34.178	146.6	39:35.006
17	<u>2:06.702 <b>B</b></u>	34.832	<u>46.160</u>	45.710	132.3	41:41.708

<b>18</b>	<b>Sorg Rennsport</b>		Porsche Cayman S			
	1. Henning ESCHWEILER		Cup 3			
	1	3:13.525	1:39.257	55.288	38.980	86.6
2	2:06.521	<b>37.886</b>	50.847	37.788	132.5	5:20.046
3	2:18.044	38.175	1:01.170	38.699	121.4	7:38.090
4	2:06.822	38.272	50.784	<b>37.766</b>	132.2	9:44.912
5	2:09.258	38.135	52.604	38.519	129.7	11:54.170
6	2:28.423 <b>B</b>	40.905	57.338	50.180	113.0	14:22.593
7	4:26.759 <b>B</b>	2:30.201	55.991	1:00.567	62.8	18:49.352
8	10:17.737	8:40.935	56.645	40.157	27.1	29:07.089
9	2:11.378	39.179	53.366	38.833	127.6	31:18.467
10	2:09.681	38.435	52.882	38.364	129.3	33:28.148
11	2:10.296	38.947	51.980	39.369	128.7	35:38.444
12	2:13.364	40.904	53.369	39.091	125.7	37:51.808
13	2:07.726	38.373	51.325	38.028	131.3	39:59.534
14	<b>2:06.375</b>	38.113	<b>50.405</b>	37.857	132.7	42:05.909

<b>23</b>	<b>Overdrive Racing</b>		Porsche 982 Cayman GT4 RS Clubsport			
	1. Pavel LEFTEROV		GT4			
	1	2:56.423	1:22.066	53.612	40.745	95.0
2	2:08.016	37.348	51.789	38.879	131.0	5:04.439
3	1:57.344	35.465	47.756	34.123	142.9	7:01.783
4	<u>1:51.612</u>	33.565	<u>44.770</u>	33.277	150.2	8:53.395
5	1:51.406	33.522	44.723	33.161	150.5	10:44.801
6	<u>1:51.341</u>	33.358	<u>44.604</u>	33.379	150.6	12:36.142
7	1:52.211	33.452	45.223	33.536	149.4	14:28.353
8	<u>1:53.072</u>	33.584	<u>46.027</u>	33.461	148.3	16:21.425
9	2:02.258 <b>B</b>	33.707	45.824	42.727	137.1	18:23.683
10	9:23.671	8:00.087	46.148	37.436	29.7	27:47.354
11	1:51.142	<b>33.342</b>	<b>44.568</b>	33.232	150.8	29:38.496
12	<b>1:50.844</b>	<b>33.433</b>	<b>44.368</b>	33.043	151.3	31:29.340
13	<u>1:50.985</u>	33.379	<u>44.589</u>	33.017	151.1	33:20.325
14	<u>1:50.799</u>	33.374	<u>44.478</u>	<b>32.947</b>	151.3	35:11.124
15	<u>1:50.828</u>	33.353	<u>44.430</u>	33.045	151.3	37:01.952
16	<u>1:50.961</u>	33.425	<u>44.408</u>	33.128	151.1	38:52.913
17	1:51.601	33.849	44.594	33.158	150.2	40:44.514

<b>28</b>	<b>East Racing</b>		Porsche 718 Cayman GT4 CS			
	1. Florian BLATTER		Cup 3			
	1	2:46.275	1:09.681	54.798	41.796	100.8
2	2:09.117	39.103	51.319	38.695	129.8	4:55.392
3	2:05.575	36.926	49.963	38.686	133.5	7:00.967
4	2:07.447	38.739	50.182	38.526	131.5	9:08.414
5	2:06.283	36.914	50.110	39.259	132.8	11:14.697
6	2:09.535	37.886	51.502	40.147	129.4	13:24.232
7	2:09.439	37.628	49.514	42.297	129.5	15:33.671
8	2:12.119	39.030	51.580	41.509	126.9	17:45.790
9	3:00.424 <b>B</b>	45.938	1:10.098	1:04.388	92.9	20:46.214
10	7:05.805	5:42.390	46.872	36.543	39.4	27:52.019
11	<b>1:53.814</b>	<b>34.554</b>	<b>45.557</b>	<b>33.703</b>	147.3	29:45.833
12	1:58.669	35.460	46.851	36.358	141.3	31:44.502
13	2:13.453 <b>B</b>	37.307	52.836	43.310	125.6	33:57.955

<b>29</b>	<b>East Racing</b>		Porsche 718 Cayman GT4 CS			
	1. David HENN		Cup 3			
	1	2:30.473	1:04.627	49.106	36.740	111.4
2	<b>1:56.281</b>	34.863	46.554	34.864	144.2	4:26.754
3	1:56.139	34.756	46.599	34.784	144.4	6:22.893
4	1:55.497	<b>34.489</b>	<b>46.472</b>	<b>34.536</b>	145.2	8:18.390
5	1:57.260	34.821	47.326	35.113	143.0	10:15.650
6	<u>2:07.207 <b>B</b></u>	34.882	<u>47.746</u>	44.579	131.8	12:22.857
7	4:25.262	3:01.288	47.382	36.592	63.2	16:48.119
8	2:18.698 <b>B</b>	34.774	47.182	56.742	120.9	19:06.817
9	9:08.781	7:44.409	47.766	36.606	30.5	28:15.598
10	1:59.412	35.564	47.655	36.193	140.4	30:15.010
11	1:59.020	35.202	47.489	36.329	140.9	32:14.030
12	1:57.123	35.319	46.715	35.089	143.1	34:11.153
13	1:59.673	35.581	47.462	36.630	140.1	36:10.826
14	2:11.028 <b>B</b>	35.528	48.140	47.360	128.0	38:21.854

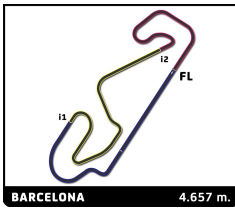


**LPC/GT4/CUP3/CUP4/CUPX/BMWCUP -**  
**GTWS BARCELONA 2023**  
**TEST 4**

**Sector Analysis**

— Invalidated Lap    ■ Personal Best    ■ Session Best    **B** Crossing the pit lane

Lap	D	Time	Sector 1	Sector 2	Sector 3	Kph	Elapsed	Lap	D	Time	Sector 1	Sector 2	Sector 3	Kph	Elapsed									
<b>37</b>	<b>NM Racing Team</b> 1. Alberto DE MARTIN Mercedes AMG GT4 GT4							15	1	2:12.704	<b>B</b>	35.416	47.417	49.871	126.3	38:08.080								
	1	1	4:09.835	2:32.967	55.545	41.323	67.1										4:09.835							
	2	1	2:08.931	39.103	51.279	38.549	130.0										6:18.766							
	3	1	2:02.748	36.710	48.173	37.865	136.6										8:21.514							
	4	1	1:57.518	34.940	46.657	35.921	142.7										10:19.032							
	5	1	1:56.731	34.238	47.242	35.251	143.6										12:15.763							
	6	1	1:56.086	34.148	47.489	34.449	144.4										14:11.849							
	7	1	1:57.617	34.531	47.519	35.567	142.5										16:09.466							
	8	1	2:05.621	<b>B</b> 34.536	46.639	44.446	133.5										18:15.087							
	9	1	10:07.504	8:44.935	47.945	34.624	27.6										28:22.591							
	10	1	1:54.874	34.729	46.070	34.075	145.9										30:17.465							
	11	1	1:55.769	34.684	45.749	35.336	144.8										32:13.234							
	12	1	1:53.832	34.634	45.664	<b>33.534</b>	147.3										34:07.066							
	13	1	<b>1:53.195</b>	34.075	45.447	33.673	148.1										36:00.261							
	14	1	2:13.916	<b>B</b> 33.725	<b>45.043</b>	55.148	125.2										38:14.177							
	15	1	3:43.496	2:23.409	46.265	33.822	75.0										41:57.673							
<b>49</b>	<b>Razoon</b> 1. Clemens DREXEL KTM X-BOW R Cup 4							16	1	5:17.099	3:48.581	50.547	37.971	52.9	5:17.099									
	1	1	5:17.099	3:48.581	50.547	37.971	52.9									5:17.099								
	2	1	2:02.345	36.866	49.101	36.378	137.0									7:19.444								
	3	1	1:59.787	36.793	<b>47.415</b>	<b>35.579</b>	140.0									9:19.231								
	4	1	2:01.909	36.340	49.437	36.132	137.5									11:21.140								
	5	1	2:01.314	36.534	48.402	36.378	138.2									13:22.454								
	6	1	2:00.996	36.938	47.833	36.225	138.6									15:23.450								
	7	1	2:15.504	<b>B</b> 37.325	49.397	48.782	123.7									17:38.954								
	8	1	10:34.930	9:03.986	53.068	37.876	26.4									28:13.884								
	9	1	2:05.450	36.666	49.974	38.810	133.6									30:19.334								
	10	1	2:02.978	36.717	50.302	35.959	136.3									32:22.312								
	11	1	<b>1:59.415</b>	36.174	47.646	35.595	140.4									34:21.727								
	12	1	2:00.750	<b>35.793</b>	47.905	37.052	138.8									36:22.477								
	13	1	2:09.274	<b>B</b> 36.582	49.144	43.548	129.7									38:31.751								
	<b>41</b>	<b>Schütz Motorsport</b> 1. Alon GABBAY Porsche 718 Cayman GT4 RS GT4														17	1	4:20.616	<b>B</b> 2:41.681	47.314	51.621	64.3	4:20.616	
		1	1	3:35.154	2:09.126	48.748	37.280																	77.9
2		1	<b>2:02.260</b>	<b>B</b> 35.144	<b>46.580</b>	40.536	137.1	5:37.414																
3		1	3:18.408	1:55.664	48.161	34.583	84.5	8:55.822																
4		1	1:55.889	34.171	<b>45.064</b>	36.654	144.7	10:51.711																
5		1	<b>1:53.703</b>	34.568	<b>45.434</b>	33.701	147.4	12:45.414																
6		1	<b>1:52.476</b>	<b>33.722</b>	45.240	<b>33.514</b>	149.1	14:37.890																
7		1	1:55.095	34.018	46.274	34.803	145.7	16:32.985																
8		1	2:22.605	<b>B</b> 34.163	49.285	59.157	117.6	18:55.590																
9		1	8:58.477	7:31.305	47.293	39.879	31.1	27:54.067																
10		1	2:01.904	38.819	48.241	34.844	137.5	29:55.971																
11		1	1:53.174	34.004	45.426	33.744	148.1	31:49.145																
12		1	1:57.611	34.161	48.713	34.737	142.5	33:46.756																
13		1	1:53.983	33.863	45.325	34.795	147.1	35:40.739																
14		1	1:58.156	35.750	46.179	36.227	141.9	37:38.895																
15		1	2:01.218	<b>B</b> 33.951	45.301	41.966	138.3	39:40.113																
<b>63</b>	<b>MASTERS</b> 1. Jim BOOTH SR10 LPC							18	1	2:16.167	56.751	45.573	33.843	123.1	6:36.783									
	1	1	2:16.167	56.751	45.573	33.843	123.1									6:36.783								
	2	1	1:52.325	32.970	45.867	33.488	149.3									8:29.108								
	3	1	1:51.255	32.828	45.053	33.374	150.7									10:20.363								
	4	1	1:53.508	33.295	45.901	34.312	147.7									12:13.871								
	5	1	1:51.161	32.953	45.003	<b>33.205</b>	150.8									14:05.032								
	6	1	<b>1:50.246</b>	<b>32.328</b>	44.689	33.229	152.1									15:55.278								
	7	1	2:00.597	<b>B</b> 32.870	46.054	41.673	139.0									17:55.875								
	8	1	10:17.912	8:55.666	47.286	34.960	27.1									28:13.787								
	9	1	1:53.148	33.818	44.762	34.568	148.2									30:06.935								
	10	1	1:52.262	33.141	44.999	34.122	149.3									31:59.197								
	11	1	1:52.293	33.055	45.295	33.943	149.3									33:51.490								
	12	1	<b>1:51.728</b>	32.758	<b>45.113</b>	33.857	150.1									35:43.218								
	13	1	1:53.783	34.460	45.082	34.241	147.3									37:37.001								
	14	1	<b>1:50.941</b>	32.873	<b>44.369</b>	33.699	151.1									39:27.942								
	15	1	1:51.371	33.149	<b>44.642</b>	33.580	150.5									41:19.313								
<b>42</b>	<b>ANS Motorsport</b> 1. Julien LÉMOINE Ligier JS2R Cup 4							19	1	3:34.246	2:04.887	51.678	37.681	78.3	3:34.246									
	1	1	3:34.246	2:04.887	51.678	37.681	78.3									3:34.246								
	2	1	1:54.132	34.512	45.483	34.137	146.9									5:28.378								
	3	1	2:02.411	33.207	54.696	34.508	137.0									7:30.789								
	4	1	1:58.462	35.953	47.137	35.372	141.5									8:43.525								
	5	1	1:58.939	36.241	47.908	34.790	141.0									10:42.464								
	6	1	1:56.405	35.160	46.872	34.373	144.0									12:38.869								
	7	1	1:55.929	34.920	46.371	34.638	144.6									14:34.798								
	8	1	1:57.626	35.590	47.330	34.706	142.5									16:32.424								
	9	1	2:25.396	<b>B</b> 35.680	49.896	59.820	115.3									18:57.820								
	10	1	9:07.104	7:43.120	48.078	35.906	30.6									28:04.924								
	11	1	1:57.232	35.304	47.323	34.605	143.0									30:02.156								
	12	1	<b>1:54.974</b>	34.712	46.065	<b>34.197</b>	145.8									31:57.130								
	13	1	1:55.603	34.659	<b>45.937</b>	35.007	145.0									33:52.733								
	14	1	2:02.643	<b>34.648</b>	46.225	41.770	136.7									35:55.376								
	<b>71</b>	<b>Razoon</b> 1. Denis LIEBL KTM X-BOW GTX Cup X														20	1	1:49.306	32.521	44.120	<b>32.665</b>	153.4	14:56.892	
1		1	1:49.306	32.521	44.120	<b>32.665</b>	153.4	14:56.892																
2		1	1:49.427	<b>32.145</b>	<b>43.508</b>	33.774	153.2	16:46.319																
3		1	2:17.819	<b>B</b> 32.403	49.656	55.760	121.6	19:04.138																
4		1	9:55.005	8:35.054	46.543	33.408	28.2	28:59.143																
5		1	1:51.447	32.607	45.153	33.687	150.4	30:50.590																
6		1	1:52.838	32.496	45.464	34.878	148.6	32:43.428																
7		1	1:59.922	35.078	50.741	34.103	139.8	34:43.350																
8		1	2:15.022	35.031	57.250	42.741	124.2	36:58.372																



**LPC/GT4/CUP3/CUP4/CUPX/BMWCUP -**  
**GTWS BARCELONA 2023**  
**TEST 4**

**Sector Analysis**

— Invalidated Lap    ■ Personal Best    ■ Session Best    **B** Crossing the pit lane

Lap	D	Time	Sector 1	Sector 2	Sector 3	Kph	Elapsed	Lap	D	Time	Sector 1	Sector 2	Sector 3	Kph	Elapsed
15	1	1:52.348	32.784	45.574	33.990	149.2	38:50.720	15	1	1:49.935	32.320	43.552	34.063	152.5	36:59.140
16	1	1:52.277	34.730	44.121	33.426	149.3	40:42.997	16	1	1:52.092	32.712	45.122	34.258	149.6	38:51.232
								17	1	1:52.137	34.957	44.178	33.002	149.5	40:43.369

**73** **REVOLUTION** 500SC  
 1. Antonino LA ROSA LPC

1	1	5:01.903	3:33.041	51.440	37.422	55.5	5:01.903
2	1	2:28.391	35.657	1:14.297	38.437	113.0	7:30.294
3	1	2:04.110	35.806	50.602	37.702	135.1	9:34.404
4	1	2:22.776 <b>B</b>	35.867	48.991	57.918	117.4	11:57.180
5	1	5:44.411	4:12.982	53.253	38.176	48.7	17:41.591
6	1	2:59.895 <b>B</b>	48.150	1:09.797	1:01.948	93.2	20:41.486
7	1	7:58.107	6:30.563	50.018	37.526	35.1	28:39.593
8	1	2:03.291	36.623	49.771	36.897	136.0	30:42.884
9	1	2:00.074	36.090	48.496	35.488	139.6	32:42.958
10	1	1:59.784	35.280	48.256	36.248	140.0	34:42.742
11	1	2:00.729	35.253	48.950	36.526	138.9	36:43.471
12	1	2:03.311	34.982	49.837	38.492	136.0	38:46.782
13	1	2:52.755 <b>B</b>	41.986	57.848	1:12.921	97.0	41:39.537

**74** **REVOLUTION** 500SC  
 1. Roger GREEN LPC

1	1	2:53.875	1:28.355	49.566	35.954	96.4	2:53.875
2	1	2:03.133 <b>B</b>	36.508	45.646	40.979	136.2	4:57.008
3	1	4:36.875	3:14.548	45.689	36.638	60.6	9:33.883
4	1	1:49.555	32.900	43.703	32.952	153.0	11:23.438
5	1	1:48.103	32.079	43.475	32.549	155.1	13:11.541
6	1	1:48.044	31.964	43.656	32.424	155.2	14:59.585
7	1	1:54.976 <b>B</b>	31.899	44.000	39.077	145.8	16:54.561
8	1	10:42.288	9:24.783	44.031	33.474	26.1	27:36.849
9	1	1:47.818	31.908	43.366	32.544	155.5	29:24.667
10	1	1:47.853	31.412	43.854	32.587	155.4	31:12.520
11	1	1:47.301	31.837	42.993	32.471	156.2	32:59.821
12	1	1:48.481	32.172	42.810	33.499	154.5	34:48.302
13	1	1:49.033	32.028	44.092	32.913	153.8	36:37.335
14	1	1:47.947	31.917	43.207	32.823	155.3	38:25.282
15	1	1:50.886	32.108	45.067	33.711	151.2	40:16.168

**75** **Razoon** KTM X-BOW GTX  
 1. Artur CHWIST

1	1	5:02.844	3:40.690	47.184	34.970	55.4	5:02.844
2	1	1:53.888	34.806	45.113	33.969	147.2	6:56.732
3	1	1:51.790	34.121	44.218	33.451	150.0	8:48.522
4	1	1:52.253	33.062	45.744	33.447	149.4	10:40.775
5	1	1:49.801	32.523	43.925	33.353	152.7	12:30.576
6	1	1:50.770	32.612	44.346	33.812	151.4	14:21.346
7	1	1:50.304	32.504	44.352	33.448	152.0	16:11.650
8	1	1:49.780	32.454	44.290	33.036	152.7	18:01.430
9	1	2:50.728 <b>B</b>	32.797	1:09.666	1:08.265	98.2	20:52.158
10	1	6:53.132	5:33.081	45.541	34.510	40.6	27:45.290
11	1	1:49.702	32.564	43.735	33.403	152.8	29:34.992
12	1	1:49.377	32.228	44.216	32.933	153.3	31:24.369
13	1	1:55.406	35.774	45.935	33.697	145.3	33:19.775
14	1	1:49.430	32.701	43.918	32.811	153.2	35:09.205

**81** **Promotion Motorsport** BMW M2 CS Racing  
 1. SMORG BMW Cup

1	1	3:07.537	1:39.626	50.804	37.107	89.4	3:07.537
2	1	2:00.977	36.369	48.446	36.162	138.6	5:08.514
3	1	1:58.975	35.518	47.718	35.739	140.9	7:07.489
4	1	1:58.559	35.204	47.501	35.854	141.4	9:06.048
5	1	2:05.131 <b>B</b>	35.255	48.358	41.518	134.0	11:11.179
6	1	5:28.845	4:01.096	51.221	36.528	51.0	16:40.024
7	1	2:21.895 <b>B</b>	35.218	50.469	56.208	118.2	19:01.919
8	1	9:19.713	7:49.896	52.548	37.269	30.0	28:21.632
9	1	1:59.979	35.682	48.174	36.123	139.7	30:21.611
10	1	1:59.868	35.296	48.640	35.932	139.9	32:21.479
11	1	1:58.882	35.383	47.714	35.785	141.0	34:20.361
12	1	1:58.799	35.170	47.720	35.909	141.1	36:19.160
13	1	1:59.753	35.143	48.685	35.925	140.0	38:18.913
14	1	2:02.946	35.465	50.819	36.662	136.4	40:21.859

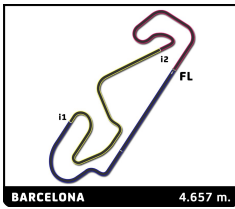
**84** **CV Performance** Mercedes AMG GT4  
 1. Fabio RAUER GT4

1	1	2:45.968	1:19.414	51.272	35.282	101.0	2:45.968
2	1	1:54.323	34.764	45.774	33.785	146.6	4:40.291
3	1	1:52.249	33.955	45.003	33.291	149.4	6:32.540
4	1	1:52.333	33.915	44.732	33.686	149.2	8:24.873
5	1	1:52.253	33.623	45.019	33.611	149.4	10:17.126
6	1	2:06.524 <b>B</b>	34.391	47.651	44.482	132.5	12:23.650
7	1	3:52.875	2:32.866	45.575	34.434	72.0	16:16.525
8	1	2:00.143 <b>B</b>	34.289	45.307	40.547	139.5	18:16.668
9	1	10:03.705 <b>B</b>	8:37.491	47.487	38.727	27.8	28:20.373
10	1	3:57.487 <b>B</b>	2:33.254	45.944	38.289	70.6	32:17.860
11	1	3:50.259	2:30.470	46.027	33.762	72.8	36:08.119
12	1	1:52.619	33.938	45.332	33.349	148.9	38:00.738
13	1	1:53.601	33.985	46.181	33.435	147.6	39:54.339
14	1	1:52.506	34.052	45.138	33.316	149.0	41:46.845

**85** **CV Performance** Mercedes AMG GT4  
 1. Simon PRIMM GT4

1	1	2:16.684	46.576	54.930	35.178	122.7	2:16.684
2	1	1:54.742	34.694	46.607	33.441	146.1	4:11.426
3	1	1:52.014	33.811	44.795	33.408	149.7	6:03.440
4	1	1:51.304	33.667	44.675	32.962	150.6	7:54.744
5	1	1:54.373	33.825	45.578	34.970	146.6	9:49.117
6	1	1:52.646	34.248	45.088	33.310	148.8	11:41.763
7	1	1:51.441	33.640	44.594	33.207	150.4	13:33.204
8	1	1:54.191	35.157	44.830	34.204	146.8	15:27.395
9	1	1:54.582	35.099	46.069	33.414	146.3	17:21.977
10	1	2:00.763 <b>B</b>	34.276	47.633	38.854	138.8	19:22.740
11	1	8:30.044	7:09.218	45.970	34.856	32.9	27:52.784
12	1	1:53.681	34.307	45.386	33.988	147.5	29:46.465
13	1	1:52.536	34.065	44.974	33.497	149.0	31:39.001





**LPC/GT4/CUP3/CUP4/CUPX/BMWCUP -**  
**GTWS BARCELONA 2023**  
**TEST 4**

**Sector Analysis**

— Invalidated Lap    ■ Personal Best    ■ Session Best    **B** Crossing the pit lane

Lap	D	Time	Sector 1	Sector 2	Sector 3	Kph	Elapsed	Lap	D	Time	Sector 1	Sector 2	Sector 3	Kph	Elapsed
14	1	1:52.270	33.845	44.922	33.503	149.3	33:31.271	13	1	<u>1:53.542</u>	33.862	<u>45.831</u>	33.849	147.7	36:26.565
15	1	1:53.177	34.411	45.122	33.644	148.1	35:24.448	14	1	<u>1:54.258</u>	33.917	<u>46.307</u>	34.034	146.7	38:20.823
16	1	1:56.821 <b>B</b>	33.929	45.170	37.722	143.5	37:21.269	15	1	1:54.172	34.501	45.546	34.125	146.8	40:14.995
17	1	2:54.869	1:34.699	46.033	34.137	95.9	40:16.138								

**87** **Auto Lounge Racing** Audi R8 LMS GT4  
 1.Calle BERGMAN GT4

1	1	11:12.257	9:16.457	1:01.424	54.376	24.9	11:12.257
2	1	2:29.490	40.556	1:05.272	43.662	112.1	13:41.747
3	1	1:54.791	34.628	45.287	34.876	146.0	15:36.538
4	1	1:53.223	34.029	45.539	33.655	148.1	17:29.761
5	1	2:21.361 <b>B</b>	36.212	57.542	47.607	118.6	19:51.122
6	1	8:11.989	6:50.668	47.334	33.987	34.1	28:03.111
7	1	1:55.048	34.444	46.995	33.609	145.7	29:58.159
8	1	<u>1:51.617</u>	<u>33.749</u>	<u>44.655</u>	<u>33.213</u>	150.2	31:49.776
9	1	1:52.140	<u>33.482</u>	45.127	33.531	149.5	33:41.916
10	1	1:53.680	33.775	44.700	35.205	147.5	35:35.596
11	1	1:52.989	34.052	45.192	33.745	148.4	37:28.585
12	1	<u>1:52.426</u>	33.945	<u>44.818</u>	33.663	149.1	39:21.011
13	1	1:54.232	34.160	46.492	33.580	146.8	41:15.243

**88** **MASTERS** SR10  
 1.Jacek ZIELONKA LPC

1	1	9:00.805	7:37.593	48.812	34.400	31.0	9:00.805
2	1	1:51.125	33.699	43.949	33.477	150.9	10:51.930
3	1	1:46.731	31.959	42.465	32.307	157.1	12:38.661
4	1	1:47.880	31.797	43.978	32.105	155.4	14:26.541
5	1	1:48.583	32.717	43.532	32.334	154.4	16:15.124
6	1	1:49.737	32.254	43.584	33.899	152.8	18:04.861
7	1	2:49.769 <b>B</b>	34.133	1:05.886	1:09.750	98.8	20:54.630
8	1	6:54.799	5:37.184	44.685	32.930	40.4	27:49.429
9	1	1:46.143	31.890	42.741	31.512	157.9	29:35.572
10	1	1:48.941	31.862	44.292	32.787	153.9	31:24.513
11	1	<u>1:45.039</u>	31.781	<u>41.892</u>	<u>31.366</u>	159.6	33:09.552
12	1	1:45.749	<u>31.348</u>	42.813	31.588	158.5	34:55.301
13	1	1:53.350	32.690	45.235	35.425	147.9	36:48.651
14	1	<u>1:46.495</u>	31.427	<u>43.626</u>	31.442	157.4	38:35.146
15	1	1:57.648	31.848	45.274	40.526	142.5	40:32.794

**95** **Allied Racing** Porsche 718 Cayman GT4 RS  
 1.Alexander HARTVIG GT4

1	1	2:30.761 <b>B</b>	56.264	54.140	40.357	111.2	2:30.761
2	1	3:48.889	2:28.955	46.141	33.793	73.2	6:19.650
3	1	1:53.124	<u>33.798</u>	45.363	33.963	148.2	8:12.774
4	1	<u>1:52.709</u>	34.012	45.291	<u>33.406</u>	148.7	10:05.483
5	1	1:53.020	34.058	<u>44.947</u>	34.015	148.3	11:58.503
6	1	<u>1:54.470</u>	35.184	<u>45.216</u>	34.070	146.5	13:52.973
7	1	1:54.042	33.871	45.160	35.011	147.0	15:47.015
8	1	<u>2:02.903 <b>B</b></u>	34.081	<u>45.434</u>	43.388	136.4	17:49.918
9	1	10:04.784 <b>B</b>	8:33.391	48.226	43.167	27.7	27:54.702
10	1	2:48.954	1:27.729	46.057	35.168	99.2	30:43.656
11	1	1:56.214	35.923	46.391	33.900	144.3	32:39.870
12	1	<u>1:53.153</u>	34.032	<u>45.580</u>	33.541	148.2	34:33.023

**96** **Razoon** Porsche Cayman GT4 RSCS  
 1.Leo PICHLER GT4

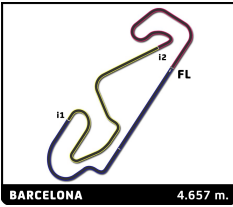
1	1	5:32.012	4:00.173	53.016	38.823	50.5	5:32.012
2	1	2:02.637	35.448	51.045	36.144	136.7	7:34.649
3	1	2:00.473	34.596	48.078	37.799	139.2	9:35.122
4	1	2:02.195	35.760	51.414	35.021	137.2	11:37.317
5	1	1:55.344	34.620	46.096	34.628	145.3	13:32.661
6	1	1:58.826	36.458	47.218	35.150	141.1	15:31.487
7	1	1:55.291	34.650	<u>45.809</u>	34.832	145.4	17:26.778
8	1	2:17.550 <b>B</b>	38.394	53.760	45.396	121.9	19:44.328
9	1	10:49.617	9:27.529	47.359	34.729	25.8	30:33.945
10	1	1:55.936	34.961	46.486	34.489	144.6	32:29.881
11	1	1:55.814	35.022	46.383	34.409	144.8	34:25.695
12	1	1:55.245	34.554	46.030	34.661	145.5	36:20.940
13	1	1:55.050	<u>34.140</u>	46.360	34.550	145.7	38:15.990
14	1	<u>1:54.783</u>	34.483	46.074	<u>34.226</u>	146.1	40:10.773

**128** **MS Racing** Porsche 718 Cayman GT4 CS  
 1.Andreas GREILING Cup 3

1	1	2:18.150	47.597	54.639	35.914	121.4	2:18.150
2	1	1:57.194	35.522	46.787	34.885	143.1	4:15.344
3	1	1:56.833	35.167	46.944	34.722	143.5	6:12.177
4	1	1:55.043	34.620	45.937	34.486	145.7	8:07.220
5	1	1:55.498	34.879	46.131	34.488	145.2	10:02.718
6	1	<u>1:54.449</u>	<u>34.451</u>	<u>45.834</u>	<u>34.164</u>	146.5	11:57.167
7	1	1:58.407	37.026	46.403	34.978	141.6	13:55.574
8	1	1:56.055	35.046	46.303	34.706	144.5	15:51.629
9	1	1:55.335	34.568	46.196	34.571	145.4	17:46.964
10	1	3:02.245 <b>B</b>	45.551	1:10.498	1:06.196	92.0	20:49.209
11	1	7:03.488	5:40.860	46.871	35.757	39.6	27:52.697
12	1	1:58.112	35.534	47.803	34.775	141.9	29:50.809
13	1	1:55.439	34.588	46.277	34.574	145.2	31:46.248
14	1	1:55.438	35.138	45.985	34.315	145.2	33:41.686
15	1	1:59.862	37.399	46.858	35.605	139.9	35:41.548
16	1	1:58.362	35.624	47.814	34.924	141.6	37:39.910
17	1	1:55.748	34.742	45.959	35.047	144.8	39:35.658
18	1	1:57.502	36.291	46.355	34.856	142.7	41:33.160

**500** **REVOLUTION** 500SC  
 1.Richard MORRIS LPC

1	1	10:31.982	9:11.840	46.036	34.106	26.5	10:31.982
2	1	1:50.812	32.840	44.073	33.899	151.3	12:22.794
3	1	1:52.228	33.534	44.532	34.162	149.4	14:15.022
4	1	1:52.643	32.348	46.378	33.917	148.8	16:07.665
5	1	1:54.524 <b>B</b>	32.085	44.075	38.364	146.4	18:02.189
6	1	10:29.364	9:10.310	46.297	32.757	26.6	28:31.553
7	1	2:38.451 <b>B</b>	38.988	1:07.305	52.158	105.8	31:10.004
8	1	5:04.333	3:48.042	43.774	32.517	55.1	36:14.337
9	1	1:46.364	31.382	42.410	32.572	157.6	38:00.701



**LPC/GT4/CUP3/CUP4/CUPX/BMWCUP -**  
**GTWS BARCELONA 2023**  
**TEST 4**

**Sector Analysis**

— Invalidated Lap    ■ Personal Best    ■ Session Best    **B** Crossing the pit lane

Lap	D	Time	Sector 1	Sector 2	Sector 3	Kph	Elapsed	Lap	D	Time	Sector 1	Sector 2	Sector 3	Kph	Elapsed
10	1	<span style="background-color: #90EE90;">1:45.284</span>	<span style="background-color: #800080;">31.057</span>	42.203	<span style="background-color: #90EE90;">32.024</span>	159.2	39:45.985								
11	1	1:46.946	31.582	<span style="background-color: #90EE90;">42.104</span>	33.260	156.8	41:32.931								