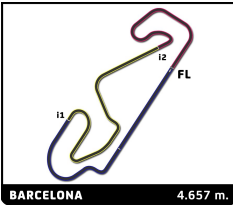


LPC/GT4/CUP3/CUP4/CUPX/BMWCUP -
GTWS BARCELONA 2023
TEST 3

Sector Analysis

— Invalidated Lap ■ Personal Best ■ Session Best **B** Crossing the pit lane

Lap D	Time	Sector 1	Sector 2	Sector 3	Kph	Elapsed	Lap D	Time	Sector 1	Sector 2	Sector 3	Kph	Elapsed	
L20	REVOLUTION						427	8 1	1:51.538	34.207	44.625	32.706	150.3	32:32.716
	1.Joachim PENTEADO						LPC	9 1	1:52.056	33.972	44.493	33.591	149.6	34:24.772
								10 1	1:59.632 B	36.640	44.608	38.384	140.1	36:24.404
L31	CHALLENGE						SR3 RSX							
	1.Matt GRAHAM						LPC							
L33	CHALLENGE						SR3 RSX							
	1.Eddie VAN DAM						LPC							
L7	CHALLENGE						SR3 RSX							
	1.Mirko VAN OOSTRUM						LPC							
2	MASTERS						SR 10							
	1.Chris PREEN						LPC							
4	Senkyr Motorsport						BMW M4 GT4							
	1.Richard GONDA						GT4							
7	Auto Lounge Racing						Audi R8 LMS GT4							
	1.Christian SKAAR						GT4							
8	Lemmerz, Pierre						Audi R8 LMS GT4							
	1.Pierre LEMMERZ						GT4							



LPC/GT4/CUP3/CUP4/CUPX/BMWCUP -
GTWS BARCELONA 2023
TEST 3

Sector Analysis

— Invalidated Lap ■ Personal Best ■ Session Best **B** Crossing the pit lane

Lap	D	Time	Sector 1	Sector 2	Sector 3	Kph	Elapsed	Lap	D	Time	Sector 1	Sector 2	Sector 3	Kph	Elapsed
5	1	1:57.379	35.123	47.522	34.734	142.8	30:14.724	4	1	2:07.135	36.878	48.911	41.346	131.9	8:58.323
6	1	1:56.151	34.942	46.343	34.866	144.3	32:10.875	5	1	2:56.051 B	43.004	1:05.731	1:07.316	95.2	11:54.374
7	1	2:12.111 B	37.568	51.303	43.240	126.9	34:22.986	6	1	16:50.751	...	51.570	37.590	16.6	28:45.125
8	1	6:00.724	4:38.217	47.103	35.404	46.5	40:23.710	7	1	2:10.508	37.078	52.527	40.903	128.5	30:55.633

14 **Razoon** KTM X-BOW GT4
 1. Daniel DREXEL Cup X

1	1	2:20.310	53.677	50.649	35.984	119.5	2:20.310
2	1	1:56.844	35.877	46.289	34.678	143.5	4:17.154
3	1	1:54.290	34.483	45.496	34.311	146.7	6:11.444
4	1	1:53.659	34.482	45.196	33.981	147.5	8:05.103
5	1	2:17.988 B	34.225	55.661	48.102	121.5	10:23.091
6	1	18:45.362	...	47.398	36.645	14.9	29:08.453
7	1	1:53.767	34.693	45.275	33.799	147.4	31:02.220
8	1	1:54.678	34.197	46.747	33.734	146.2	32:56.898
9	1	1:53.738	34.375	45.881	33.482	147.4	34:50.636
10	1	1:53.005	34.006	45.552	33.447	148.4	36:43.641
11	1	1:57.912	35.943	45.692	36.277	142.2	38:41.553
12	1	2:03.169 B	34.914	47.012	41.243	136.1	40:44.722

18 **Sorg Rennsport** Porsche Cayman S
 1. Henning ESCHWEILER Cup 3

1	1	3:14.985	1:28.159	1:00.678	46.148	86.0	3:14.985
2	1	2:19.598	42.035	56.711	40.852	120.1	5:34.583
3	1	2:31.845 B	40.583	56.038	55.224	110.4	8:06.428
4	1	21:05.602	...	57.272	43.457	13.2	29:12.030
5	1	2:13.775	39.786	54.675	39.314	125.3	31:25.805
6	1	2:09.610	38.695	52.176	38.739	129.4	33:35.415
7	1	2:11.223	39.187	52.858	39.178	127.8	35:46.638
8	1	2:13.379	39.667	52.206	41.506	125.7	38:00.017
9	1	2:12.635	40.219	53.419	38.997	126.4	40:12.652

23 **Overdrive Racing** Porsche 982 Cayman GT4 RS Clubsport
 1. Pavel LEFTEROV GT4

1	1	3:04.074	1:36.303	51.667	36.104	91.1	3:04.074
2	1	1:59.561	37.794	46.907	34.860	140.2	5:03.635
3	1	1:55.101	34.058	46.319	34.724	145.7	6:58.736
4	1	1:57.685	34.271	47.855	35.559	142.5	8:56.421
5	1	2:52.323 B	38.200	1:10.171	1:03.952	97.3	11:48.744
6	1	16:49.543	...	48.215	36.700	16.6	28:38.287
7	1	2:05.829	36.136	54.417	35.276	133.2	30:44.116
8	1	1:52.476	33.834	45.015	33.627	149.1	32:36.592
9	1	1:52.398	33.729	45.066	33.603	149.2	34:28.990
10	1	1:53.485	33.732	45.000	34.753	147.7	36:22.475
11	1	1:52.412	33.691	45.187	33.534	149.1	38:14.887
12	1	1:52.394	33.669	45.075	33.650	149.2	40:07.281

28 **East Racing** Porsche 718 Cayman GT4 RS
 1. Florian BLATTER Cup 3

1	1	2:35.805	55.723	57.772	42.310	107.6	2:35.805
2	1	2:07.768	37.659	51.934	38.175	131.2	4:43.573
3	1	2:07.615	40.988	49.181	37.446	131.4	6:51.188

29 **East Racing** Porsche 718 Cayman GT4 RS
 1. David HENN Cup 3

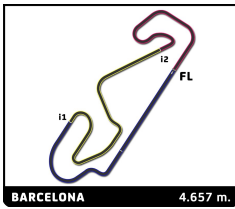
1	1	2:21.510	55.324	49.852	36.334	118.5	2:21.510
2	1	1:57.456	35.406	46.978	35.072	142.7	4:18.966
3	1	1:56.613	34.734	46.893	34.986	143.8	6:15.579
4	1	1:55.609	34.609	46.443	34.557	145.0	8:11.188
5	1	2:20.367 B	34.242	59.947	46.178	119.4	10:31.555
6	1	18:38.308	...	46.788	35.169	15.0	29:09.863
7	1	1:59.663	34.416	45.519	39.728	140.1	31:09.526
8	1	1:52.710	33.883	45.157	33.670	148.7	33:02.236
9	1	1:52.577	34.067	44.932	33.578	148.9	34:54.813
10	1	1:53.988	34.440	45.151	34.397	147.1	36:48.801
11	1	1:53.188	33.857	44.944	34.387	148.1	38:41.989
12	1	1:53.163	33.955	44.900	34.308	148.2	40:35.152

37 **NM Racing Team** Mercedes AMG GT4
 1. Alberto DE MARTIN GT4

1	1	3:51.034	2:12.978	57.612	40.444	72.6	3:51.034
2	1	1:57.903	36.649	47.209	34.045	142.2	5:48.937
3	1	1:54.224	34.078	46.083	34.063	146.8	7:43.161
4	1	2:06.378 B	34.000	44.839	47.539	132.7	9:49.539
5	1	19:53.295	...	55.122	34.377	14.0	29:42.834
6	1	1:54.154	34.880	45.412	33.862	146.9	31:36.988
7	1	1:52.610	34.100	44.901	33.609	148.9	33:29.598
8	1	1:53.054	33.973	45.363	33.718	148.3	35:22.652
9	1	1:54.161	33.885	45.418	34.858	146.9	37:16.813
10	1	1:54.010	33.914	45.778	34.318	147.1	39:10.823
11	1	1:54.637	34.126	45.640	34.871	146.2	41:05.460

41 **Schütz Motorsport** Porsche 718 Cayman GT4 RS
 1. Alon GABBAY GT4

1	1	3:26.780	1:58.743	51.998	36.039	81.1	3:26.780
2	1	2:04.911 B	35.543	48.417	40.951	134.2	5:31.691
3	1	3:13.275	1:52.637	46.466	34.172	86.7	8:44.966
4	1	2:49.049 B	38.544	1:10.068	1:00.437	99.2	11:34.015
5	1	16:34.973	...	48.043	34.470	16.8	28:08.988
6	1	1:57.930	34.596	49.000	34.334	142.2	30:06.918
7	1	1:53.356	34.101	45.301	33.954	147.9	32:00.274
8	1	1:53.183	33.904	45.385	33.894	148.1	33:53.457
9	1	1:54.183	33.723	45.347	35.113	146.8	35:47.640
10	1	1:58.731	35.272	46.899	36.560	141.2	37:46.371
11	1	1:53.029	34.185	45.240	33.604	148.3	39:39.400
12	1	1:52.330	33.904	45.045	33.381	149.2	41:31.730

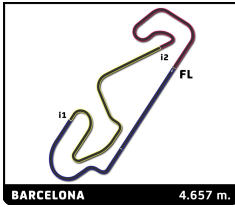


LPC/GT4/CUP3/CUP4/CUPX/BMWCUP -
GTWS BARCELONA 2023
TEST 3

Sector Analysis

— Invalidated Lap ■ Personal Best ■ Session Best **B** Crossing the pit lane

Lap	D	Time	Sector 1	Sector 2	Sector 3	Kph	Elapsed	Lap	D	Time	Sector 1	Sector 2	Sector 3	Kph	Elapsed	
42	ANS Motorsport 1. Julien LEMOINE Ligier JS2R Cup 4							1	1	2:54.339	1:20.893	55.962	37.484	96.2	2:54.339	
	2	1	2:01.898	35.788	49.599	36.511	137.5	4:56.237								
	3	1	2:01.530	35.581	50.220	35.729	138.0	6:57.767								
	4	1	2:01.395	34.508	50.461	36.426	138.1	8:59.162								
	5	1	3:51.959 B	1:00.850	1:30.820	1:20.289	72.3	12:51.121								
	6	1	15:46.570	...	50.399	37.464	17.7	28:37.691								
	7	1	1:56.884	35.075	47.078	34.731	143.4	30:34.575								
	8	1	2:44.037	34.604	1:33.139	36.294	102.2	33:18.612								
	9	1	1:59.971	35.127	48.757	36.087	139.7	35:18.583								
	10	1	3:36.653	34.455	48.359	2:13.839	77.4	38:55.236								
	11	1	2:07.352	40.278	49.961	37.113	131.6	41:02.588								
	11	1	1:55.151	34.838	46.038	34.275	145.6	40:00.836								
44	CHALLENGE 1. Christian ANDRESEN SR3 RSX LPC							1	1	28:51.762	...	49.479	36.088	9.7	28:51.762	
	2	1	2:05.147 B	37.014	134.0	30:56.909										
	49	Razoon 1. Clemens DREXEL KTM X-BOW R Cup 4							1	1	3:15.071	1:42.449	53.067	39.555	85.9	3:15.071
2		1	2:03.806	38.428	49.033	36.345	135.4	5:18.877								
3		1	2:03.243	37.181	48.710	37.352	136.0	7:22.120								
4		1	2:10.941 B	36.811	48.714	45.416	128.0	9:33.061								
5		1	19:12.721	...	49.731	36.702	14.5	28:45.782								
6		1	2:03.562	37.787	49.014	36.761	135.7	30:49.344								
7		1	2:04.831	37.524	50.675	36.632	134.3	32:54.175								
8		1	2:04.007	37.171	50.160	36.676	135.2	34:58.182								
9		1	2:04.386	37.254	48.687	38.445	134.8	37:02.568								
10		1	2:04.394	37.428	49.120	37.846	134.8	39:06.962								
11		1	2:08.384	37.491	50.836	40.057	130.6	41:15.346								
71		Razoon 1. Denis LIEBL KTM X-BOW GTX Cup X							1	1	3:03.239	1:16.390	1:04.366	42.483	91.5	3:03.239
	2	1	2:02.810	39.551	48.186	35.073	136.5	5:06.049								
	3	1	1:54.608	33.935	46.011	34.662	146.3	7:00.657								
	4	1	1:58.953	34.062	48.765	36.126	140.9	8:59.610								
	5	1	3:53.163 B	1:01.194	1:31.163	1:20.806	71.9	12:52.773								
	6	1	16:48.565	...	53.375	39.643	16.6	29:41.338								
	7	1	2:03.826	37.200	49.475	37.151	135.4	31:45.164								
	8	1	1:55.374	35.047	45.987	34.340	145.3	33:40.538								
	9	1	1:52.145	33.463	44.518	34.164	149.5	35:32.683								
	10	1	1:52.479	32.980	44.635	34.864	149.1	37:25.162								
	11	1	1:55.077	33.385	47.544	34.148	145.7	39:20.239								
	12	1	1:51.102	33.041	44.305	33.756	150.9	41:11.341								
73	REVOLUTION 1. Antonino LA ROSA 500SC LPC							1	1	2:51.011	1:20.908	54.758	35.345	98.0	2:51.011	
	2	1	1:54.945	34.965	46.224	33.756	145.9	4:45.956								
	3	1	1:56.051	34.497	45.715	35.839	144.5	6:42.007								
	4	1	1:53.299	33.604	46.075	33.620	148.0	8:35.306								
	5	1	2:19.105 B	34.622	58.416	46.067	120.5	10:54.411								
	6	1	17:43.343	...	47.639	36.772	15.8	28:37.754								
	7	1	1:53.009	33.146	45.892	33.971	148.4	30:30.763								
	8	1	1:52.452	33.274	45.821	33.357	149.1	32:23.215								
	9	1	1:52.518	33.420	44.832	34.266	149.0	34:15.733								
	10	1	1:51.293	32.766	45.200	33.327	150.6	36:07.026								
	11	1	1:53.019	33.059	45.125	34.835	148.3	38:00.045								
	12	1	1:51.533	32.616	44.984	33.933	150.3	39:51.578								
13	1	1:50.672	32.405	44.419	33.848	151.5	41:42.250									
75	Razoon 1. Artur CHWIST KTM X-BOW GTX							1	1	3:10.318	1:17.121	1:14.570	38.627	88.1	3:10.318	
	2	1	2:02.259 B	34.240	47.208	40.811	137.1	5:12.577								
	3	1	23:46.211	...	49.601	34.475	11.8	28:58.788								
	4	1	1:51.785	33.121	44.956	33.708	150.0	30:50.573								
	5	1	1:50.984	32.542	45.052	33.390	151.1	32:41.557								
	6	1	1:49.698	32.570	44.020	33.108	152.8	34:31.255								
	7	1	1:50.570	32.698	44.119	33.753	151.6	36:21.825								
	8	1	1:50.046	32.530	43.968	33.548	152.3	38:11.871								
	9	1	1:52.737	32.952	46.264	33.521	148.7	40:04.608								
	81	Promotion Motorsport 1. SMORG BMW M2 CS Racing BMW Cup							1	1	2:38.198	1:06.312	52.163	39.723	106.0	2:38.198
		2	1	2:01.213	35.967	49.108	36.138	138.3	4:39.411							
		3	1	1:59.095	35.388	48.129	35.578	140.8	6:38.506							
4		1	2:02.132	35.445	50.187	36.500	137.3	8:40.638								
5		1	2:50.968 B	39.339	1:12.355	59.274	98.1	11:31.606								
6		1	17:38.420	...	55.257	41.037	15.8	29:10.026								
7		1	2:04.175	38.087	49.180	36.908	135.0	31:14.201								
8		1	2:02.577	35.869	50.239	36.469	136.8	33:16.778								
9		1	2:09.930 B	36.403	48.408	45.119	129.0	35:26.708								
10		1	5:38.939	4:09.982	50.267	38.690	49.5	41:05.647								

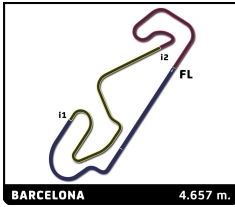


LPC/GT4/CUP3/CUP4/CUPX/BMWCUP -
GTWS BARCELONA 2023
TEST 3

Sector Analysis

— Invalidated Lap ■ Personal Best ■ Session Best **B** Crossing the pit lane

Lap	D	Time	Sector 1	Sector 2	Sector 3	Kph	Elapsed	Lap	D	Time	Sector 1	Sector 2	Sector 3	Kph	Elapsed	
84	CV Performance Mercedes AMG GT4															
	1.Fabio RAUER							GT4								
	1	1	3:06.861	1:36.811	52.868	37.182	89.7	3:06.861	8	1	1:51.983	32.168	43.378	36.437	149.7	31:53.597
	2	1	2:08.211	41.963	50.386	35.862	130.8	5:15.072	9	1	1:51.659	33.257	45.103	33.299	150.1	33:45.256
	3	1	1:53.796	34.671	45.842	33.283	147.3	7:08.868	10	1	1:49.470	32.830	44.024	32.616	153.1	35:34.726
	4	1	2:08.942	B 33.830	50.931	44.181	130.0	9:17.810	11	1	1:50.911	32.321	44.481	34.109	151.2	37:25.637
	5	1	19:40.214	...	50.411	37.186	14.2	28:58.024	12	1	1:50.254	32.985	44.543	32.726	152.1	39:15.891
	6	1	1:58.638	35.286	50.012	33.340	141.3	30:56.662								
	7	1	1:52.485	33.590	45.538	33.357	149.0	32:49.147								
	8	1	1:52.337	34.063	45.179	33.095	149.2	34:41.484								
	9	1	1:51.350	33.716	44.712	32.922	150.6	36:32.834								
	10	1	1:51.820	33.550	44.278	33.992	149.9	38:24.654								
11	1	1:51.393	34.016	44.516	32.861	150.5	40:16.047									
85	CV Performance Mercedes AMG GT4															
	1.Simon PRIMM							GT4								
	1	1	3:03.167	1:09.352	1:10.206	43.609	91.5	3:03.167								
	2	1	2:27.390	47.070	59.177	41.143	113.7	5:30.557								
	3	1	2:08.272	37.437	56.368	34.467	130.7	7:38.829								
	4	1	2:07.811	B 33.670	45.205	48.936	131.2	9:46.640								
	5	1	19:13.499	...	55.023	35.181	14.5	29:00.139								
	6	1	1:59.629	35.527	48.646	35.456	140.1	30:59.768								
	7	1	2:00.394	B 35.009	46.609	38.776	139.3	33:00.162								
	8	1	2:26.875	1:08.879	44.819	33.177	114.1	35:27.037								
	9	1	1:53.498	33.626	45.816	34.056	147.7	37:20.535								
	10	1	1:51.677	33.713	44.738	33.226	150.1	39:12.212								
11	1	1:53.902	34.026	44.784	35.092	147.2	41:06.114									
87	Auto Lounge Racing Audi R8 LMS GT4															
	1.Calle BERGMAN							GT4								
	1	1	3:11.102	1:42.972	51.040	37.090	87.7	3:11.102								
	2	1	1:58.631	36.735	47.045	34.851	141.3	5:09.733								
	3	1	1:54.803	34.300	46.311	34.192	146.0	7:04.536								
	4	1	1:58.475	B 33.946	46.056	38.473	141.5	9:03.011								
	5	1	19:30.928	...	52.277	35.862	14.3	28:33.939								
	6	1	1:52.692	34.159	45.098	33.435	148.8	30:26.631								
	7	1	1:52.402	33.845	44.987	33.570	149.2	32:19.033								
	8	1	1:55.111	33.618	45.117	36.376	145.6	34:14.144								
	9	1	1:51.351	33.367	44.834	33.150	150.6	36:05.495								
	10	1	2:10.154	B 39.133	51.835	39.186	128.8	38:15.649								
11	1	2:25.045	1:01.876	49.495	33.674	115.6	40:40.694									
88	MASTERS SR10															
	1.Jacek ZIELONKA							LPC								
	1	1	2:19.778	53.250	50.205	36.323	119.9	2:19.778								
	2	1	1:51.942	34.025	45.074	32.843	149.8	4:11.720								
	3	1	1:50.828	33.253	44.090	33.485	151.3	6:02.548								
	4	1	1:48.715	32.156	43.291	33.268	154.2	7:51.263								
	5	1	2:18.740	B 32.297	54.624	51.819	120.8	10:10.003								
	6	1	18:00.873	...	46.568	34.852	15.5	28:10.876								
	7	1	1:50.738	32.968	44.780	32.990	151.4	30:01.614								
	95	Allied Racing Porsche 718 Cayman GT4 RS														
		1.Alexander HARTVIG							GT4							
		1	1	3:38.437	1:56.343	1:01.923	40.171	76.8	3:38.437							
2		1	2:05.514	40.762	49.984	34.768	133.6	5:43.951								
3		1	1:51.776	33.813	44.871	33.092	150.0	7:35.727								
4		1	2:08.426	B 33.999	46.331	48.096	130.5	9:44.153								
5		1	19:17.269	B ...	47.925	42.222	14.5	29:01.422								
6		1	2:24.289	1:00.956	50.255	33.078	116.2	31:25.711								
7		1	1:51.120	...	33.414	44.354	33.352	150.9	33:16.831							
8		1	1:51.145	33.522	44.519	33.104	150.8	35:07.976								
9		1	1:55.078	B 33.459	44.133	37.486	145.7	37:03.054								
10		1	3:43.729	B 2:17.850	44.571	41.308	74.9	40:46.783								
96	Razoon Porsche Cayman GT4 RSCS															
	1.Leo PICHLER							GT4								
	1	1	2:25.748	54.809	53.507	37.432	115.0	2:25.748								
	2	1	1:58.409	37.964	46.641	33.804	141.6	4:24.157								
	3	1	1:51.921	33.821	44.812	33.288	149.8	6:16.078								
	4	1	1:52.844	34.187	45.185	33.472	148.6	8:08.922								
	5	1	2:18.640	B 33.443	58.587	46.610	120.9	10:27.562								
	6	1	18:59.853	...	47.960	34.362	14.7	29:27.415								
	7	1	1:52.435	34.003	45.011	33.421	149.1	31:19.850								
	8	1	1:53.527	33.570	46.435	33.522	147.7	33:13.377								
	9	1	1:52.152	33.739	45.215	33.198	149.5	35:05.529								
	10	1	1:52.094	33.689	44.932	33.473	149.6	36:57.623								
11	1	1:56.276	33.698	44.886	37.692	144.2	38:53.899									
12	1	1:52.669	33.913	45.026	33.730	148.8	40:46.568									
97	Allied Racing Porsche 718 Cayman GT4 RS															
	1.Herolind NUREDINI							GT4								
	1	1	3:35.755	1:58.416	57.871	39.468	77.7	3:35.755								
	2	1	2:02.360	40.673	47.409	34.278	137.0	5:38.115								
	3	1	1:51.673	34.061	44.538	33.074	150.1	7:29.788								
	128	MS Racing Porsche 718 Cayman GT4 CS														
		1.Andreas GREILING							Cup 3							
		1	1	3:52.713	2:17.747	54.613	40.353	72.0	3:52.713							
		2	1	2:00.319	39.783	46.371	34.165	139.3	5:53.032							
		3	1	1:55.573	34.176	46.050	35.347	145.1	7:48.605							
		4	1	2:20.115	B 34.348	51.828	53.939	119.7	10:08.720							
		5	1	18:01.898	...	47.248	35.197	15.5	28:10.618							
6		1	1:57.338	35.353	47.554	34.431	142.9	30:07.956								
7		1	1:54.120	34.220	45.616	34.284	146.9	32:02.076								
8		1	1:54.830	...	34.173	45.430	35.227	146.0	33:56.906							
9		1	1:54.600	34.753	45.569	34.278	146.3	35:51.506								
10		1	1:57.064	34.314	45.512	37.238	143.2	37:48.570								



LPC/GT4/CUP3/CUP4/CUPX/BMWCUP -
GTWS BARCELONA 2023
TEST 3

Sector Analysis

— Invalidated Lap ■ Personal Best ■ Session Best **B** Crossing the pit lane

Lap	D	Time	Sector 1	Sector 2	Sector 3	Kph	Elapsed	Lap	D	Time	Sector 1	Sector 2	Sector 3	Kph	Elapsed
11	1	1:53.925	34.211	45.612	34.102	147.2	39:42.495								
12	1	1:54.027	34.182	45.380	34.465	147.0	41:36.522								

500	REVOLUTION	500SC
	1. Richard MORRIS	LPC

1	1	2:49.135	1:10.774	57.961	40.400	99.1	2:49.135
2	1	1:58.341	37.309	47.644	33.388	141.7	4:47.476
3	1	1:54.785	35.092	45.161	34.532	146.1	6:42.261
4	1	1:46.692	31.776	42.823	32.093	157.1	8:28.953
5	1	2:19.614 B	31.711	57.800	50.103	120.1	10:48.567
6	1	17:49.937	...	47.932	35.902	15.7	28:38.504
7	1	1:56.261	34.652	47.183	34.426	144.2	30:34.765
8	1	1:50.830	32.554	44.569	33.707	151.3	32:25.595
9	1	1:50.956	32.587	44.964	33.405	151.1	34:16.551
10	1	1:52.968	32.828	45.784	34.356	148.4	36:09.519
11	1	1:53.982	33.738	46.113	34.131	147.1	38:03.501
12	1	1:53.939	34.724	45.075	34.140	147.1	39:57.440
13	1	1:51.230	32.672	44.526	34.032	150.7	41:48.670