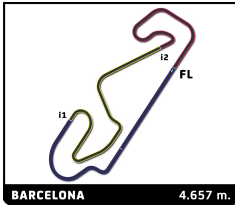


**LPC/GT4/CUP3/CUP4/CUPX/BMWCUP -**  
**GTWS BARCELONA 2023**  
**TEST 2**

**Sector Analysis**

— Invalidated Lap    ■ Personal Best    ■ Session Best    **B** Crossing the pit lane

Lap D	Time	Sector 1	Sector 2	Sector 3	Kph	Elapsed	Lap D	Time	Sector 1	Sector 2	Sector 3	Kph	Elapsed		
<b>L14</b>	<b>CHALLENGE</b>						SR3 RSX	9	1:35.892	2:39.068	46.770	33.084	70.2	20:54.423	
	1.Takis SOLDATOS						LPC	10	1:55.374	<span style="color: green;">33.679</span>	46.092	35.603	145.3	22:49.797	
	1	14:27.401	...	44.649	33.413	19.3	14:27.401	11	<span style="color: green;">1:52.080</span>	34.371	44.734	<span style="color: green;">32.975</span>	149.6	24:41.877	
	2	1:53.482	33.937	46.884	32.661	147.7	16:20.883	12	1:53.460	33.863	44.782	34.815	147.8	26:35.337	
	3	1:52.048	33.548	45.037	33.463	149.6	18:12.931	13	1:52.384	34.331	44.519	33.534	149.2	28:27.721	
	4	1:56.452	<span style="color: green;">33.064</span>	50.680	32.708	144.0	20:09.383	14	1:58.446	34.632	48.129	35.685	141.5	30:26.167	
	5	1:52.446	35.947	44.659	<span style="color: green;">31.840</span>	149.1	22:01.829	15	2:00.467	36.684	48.875	34.908	139.2	32:26.634	
	6	1:51.506	34.559	44.499	32.448	150.4	23:53.335	16	2:01.402 <b>B</b>	33.904	<span style="color: green;">44.440</span>	43.058	138.1	34:28.036	
	7	1:51.407	33.871	44.223	33.313	150.5	25:44.742	<b>L7 CHALLENGE</b>							
	8	1:51.602	33.517	45.792	32.293	150.2	27:36.344	1.Mirko VAN OOSTRUM							
	9	<span style="color: green;">1:48.668</span>	33.132	<span style="color: green;">43.557</span>	31.979	154.3	29:25.012	1	2:21.146	58.365	47.705	35.076	118.8	2:21.146	
	10	1:48.981	33.136	43.587	32.258	153.8	31:13.993	2	1:53.365	35.373	44.855	33.137	147.9	4:14.511	
	11	1:51.287	33.124	44.031	34.132	150.6	33:05.280	3	1:52.024	34.126	44.474	33.424	149.7	6:06.535	
	12	1:50.172	33.773	44.532	31.867	152.2	34:55.452	4	1:51.101	34.117	44.313	32.671	150.9	7:57.636	
	13	1:49.188	33.166	43.792	32.230	153.5	36:44.640	5	1:52.947	34.433	44.481	34.033	148.4	9:50.583	
14	3:08.742 <b>B</b>	44.054	1:17.163	1:07.525	88.8	39:53.382	6	1:52.734	34.620	44.398	33.716	148.7	11:43.317		
<b>L20</b>	<b>REVOLUTION</b>						427	7	1:50.214	33.565	44.040	32.609	152.1	13:33.531	
	1.Joachim PENTEADO						LPC	8	1:55.588 <b>B</b>	33.647	44.306	37.635	145.0	15:29.119	
	1	2:50.069	1:20.996	52.886	36.187	98.6	2:50.069	9	6:47.978	5:29.573	45.586	32.819	41.1	22:17.097	
	2	2:04.109	37.175	50.591	36.343	135.1	4:54.178	10	1:53.538	37.272	43.995	32.271	147.7	24:10.635	
	3	1:58.314	36.420	46.790	35.104	141.7	6:52.492	11	1:49.024	33.397	43.463	32.164	153.8	25:59.659	
	4	1:56.194	35.488	46.743	33.963	144.3	8:48.686	12	1:49.032	33.186	43.675	32.171	153.8	27:48.691	
	5	1:53.235	34.524	45.420	33.291	148.1	10:41.921	13	1:48.687	33.070	43.523	32.094	154.3	29:37.378	
	6	1:52.472	33.748	<span style="color: green;">45.373</span>	33.351	149.1	12:34.393	14	<span style="color: green;">1:48.250</span>	32.988	<span style="color: green;">43.340</span>	<span style="color: green;">31.922</span>	154.9	31:25.628	
	7	1:55.445	35.721	45.942	33.782	145.2	14:29.838	15	1:48.762	<span style="color: green;">32.950</span>	43.530	32.282	154.1	33:14.390	
	8	<span style="color: green;">1:52.271</span>	33.700	45.447	<span style="color: green;">33.124</span>	149.3	16:22.109	16	1:56.474 <b>B</b>	33.411	44.823	38.240	143.9	35:10.864	
	9	1:53.714	<span style="color: green;">33.543</span>	46.130	34.041	147.4	18:15.823	<b>4 Senkyr Motorsport</b>							
	10	2:16.358 <b>B</b>	34.311	54.999	47.048	122.9	20:32.181	1.Richard GONDA							
	<b>L31</b>	<b>CHALLENGE</b>						SR3 RSX	1	3:21.928	1:45.372	55.602	40.954	83.0	3:21.928
		1.Matt GRAHAM						LPC	2	1:55.453	34.308	47.311	33.834	145.2	5:17.381
		1	2:48.650	1:18.568	52.531	37.551	99.4	2:48.650	3	1:53.186	33.991	45.629	33.566	148.1	7:10.567
2		2:01.586	37.356	48.909	35.321	137.9	4:50.236	4	1:52.853	33.647	<span style="color: green;">45.110</span>	34.096	148.6	9:03.420	
3		1:59.292	36.692	48.070	34.530	140.5	6:49.528	5	2:03.728 <b>B</b>	34.795	45.432	43.501	135.5	11:07.148	
4		1:56.394	35.438	46.477	34.479	144.0	8:45.922	6	3:34.690	1:55.471	56.035	43.184	78.1	14:41.838	
5		1:55.358	35.623	<span style="color: green;">45.941</span>	<span style="color: green;">33.794</span>	145.3	10:41.280	7	1:52.676	33.732	45.300	33.644	148.8	16:34.514	
6		1:57.707	35.277	47.465	34.965	142.4	12:38.987	8	<span style="color: green;">1:52.414</span>	33.683	45.203	<span style="color: green;">33.528</span>	149.1	18:26.928	
7		<span style="color: green;">1:56.030</span>	<span style="color: green;">34.818</span>	46.380	34.832	144.5	14:35.017	9	1:58.247	<span style="color: green;">33.541</span>	45.975	38.731	141.8	20:25.175	
8		2:10.997 <b>B</b>	35.043	51.347	44.607	128.0	16:46.014	10	1:58.622 <b>B</b>	34.246	46.229	38.147	141.3	22:23.797	
<b>L33</b>		<b>CHALLENGE</b>						SR3 RSX	11	5:51.776	4:29.632	47.273	34.871	47.7	28:15.573
		1.Eddie VAN DAM						LPC	12	1:55.207	34.394	46.449	34.364	145.5	30:10.780
		1	2:24.426	59.996	49.671	34.759	116.1	2:24.426	13	1:55.206	34.265	46.490	34.451	145.5	32:05.986
		2	1:56.092	35.277	47.004	33.811	144.4	4:20.518	14	1:55.405	34.385	46.346	34.674	145.3	34:01.391
		3	1:53.823	34.419	45.567	33.837	147.3	6:14.341	15	1:54.820	34.310	46.171	34.339	146.0	35:56.211
	4	1:52.475	34.450	44.721	33.304	149.1	8:06.816	16	2:16.245 <b>B</b>	36.297	51.906	48.042	123.1	38:12.456	
	5	1:52.434	34.309	44.968	33.157	149.1	9:59.250	<b>7 Auto Lounge Racing</b>							
	6	2:02.366 <b>B</b>	33.939	45.567	42.860	137.0	12:01.616	1.Christian SKAAR							
	7	2:54.644	1:35.621	45.482	33.541	96.0	14:56.260	1	2:42.924	1:13.513	51.979	37.432	102.9	2:42.924	
	8	1:59.241 <b>B</b>	35.569	45.481	38.191	140.6	16:55.501	2	2:00.002	36.272	47.804	35.926	139.7	4:42.926	
								3	1:59.272	35.177	48.717	35.378	140.6	6:42.198	
								4	1:58.874	34.783	47.759	36.332	141.0	8:41.072	



**LPC/GT4/CUP3/CUP4/CUPX/BMWCUP -**  
**GTWS BARCELONA 2023**  
**TEST 2**

**Sector Analysis**

— Invalidated Lap    ■ Personal Best    ■ Session Best    **B** Crossing the pit lane

Lap	D	Time	Sector 1	Sector 2	Sector 3	Kph	Elapsed	Lap	D	Time	Sector 1	Sector 2	Sector 3	Kph	Elapsed
5	1	1:59.361	35.112	47.538	36.711	140.5	10:40.433	1	1	4:50.446	2:52.912	1:06.893	50.641	57.7	4:50.446
6	1	1:58.166	35.240	47.691	35.235	141.9	12:38.599	2	1	2:42.909 <b>B</b>	46.277	1:00.999	55.633	102.9	7:33.355
7	1	1:55.909	34.387	46.582	34.940	144.6	14:34.508	3	1	4:16.776	2:37.317	57.995	41.464	65.3	11:50.131
8	1	1:55.330	34.655	45.952	34.723	145.4	16:29.838	4	1	2:17.960	40.080	56.190	41.690	121.5	14:08.091
9	1	1:55.140	34.162	45.938	35.040	145.6	18:24.978	5	1	2:25.831	44.294	59.551	41.986	115.0	16:33.922
10	1	2:10.484 <b>B</b>	34.339	47.183	48.962	128.5	20:35.462	6	1	2:14.145	40.376	53.955	39.814	125.0	18:48.067
11	1	4:43.465	3:16.389	50.153	36.923	59.1	25:18.927	7	1	2:18.135	42.210	56.138	39.787	121.4	21:06.202
12	1	1:58.479	34.967	48.103	35.409	141.5	27:17.406	8	1	2:32.097	42.594	59.978	49.525	110.2	23:38.299
13	1	1:57.019	34.762	46.572	35.685	143.3	29:14.425	9	1	2:09.872	38.707	52.433	38.732	129.1	25:48.171
14	1	1:56.870	34.797	46.596	35.477	143.5	31:11.295	10	1	2:11.756	38.583	54.171	39.002	127.2	27:59.927
15	1	1:58.364	34.742	47.533	36.089	141.6	33:09.659	11	1	2:08.307	37.988	52.035	38.284	130.7	30:08.234
16	1	2:00.103	35.161	48.639	36.303	139.6	35:09.762	12	1	2:14.659	41.691	51.955	41.013	124.5	32:22.893
17	1	2:20.660 <b>B</b>	42.585	51.781	46.294	119.2	37:30.422	13	1	2:32.511	54.722	56.684	41.105	109.9	34:55.404
								14	1	3:03.783 <b>B</b>	49.656	1:09.721	1:04.406	91.2	37:59.187

**8** **Lemmerz, Pierre** Audi R8 LMS GT4  
 1. Pierre LEMMERZ GT4

1	1	2:20.798	54.800	49.792	36.206	119.1	2:20.798
2	1	2:02.864	36.095	49.564	37.205	136.5	4:23.662
3	1	2:01.226	35.790	49.145	36.291	138.3	6:24.888
4	1	2:04.250	38.609	48.476	37.165	134.9	8:29.138
5	1	2:44.029	1:19.157	48.756	36.116	102.2	11:13.167
6	1	2:00.227	35.757	48.195	36.275	139.4	13:13.394
7	1	2:01.573	35.817	48.240	37.516	137.9	15:14.967
8	1	2:00.387	35.679	48.180	36.528	139.3	17:15.354
9	1	2:01.293	35.714	48.214	37.365	138.2	19:16.647
10	1	2:13.780 <b>B</b>	36.881	50.728	46.171	125.3	21:30.427
11	1	5:42.037	4:20.050	47.125	34.862	49.0	27:12.464
12	1	1:54.379	34.264	46.021	34.094	146.6	29:06.843
13	1	1:54.358	34.248	45.833	34.277	146.6	31:01.201
14	1	2:09.438 <b>B</b>	36.471	49.743	43.224	129.5	33:10.639

**14** **Razoon** KTM X-BOW GT4  
 1. Daniel DREXEL Cup X

1	1	2:33.004	59.925	57.694	35.385	109.6	2:33.004
2	1	1:56.128	35.206	46.185	34.737	144.4	4:29.132
3	1	1:55.908	34.665	45.885	35.358	144.6	6:25.040
4	1	2:14.925 <b>B</b>	34.643	48.565	51.717	124.3	8:39.965
5	1	4:43.153	3:20.923	46.348	35.882	59.2	13:23.118
6	1	1:58.452	34.779	45.839	37.834	141.5	15:21.570
7	1	1:54.395	34.851	45.560	33.984	146.6	17:15.965
8	1	1:58.133	35.398	48.242	34.493	141.9	19:14.098
9	1	1:54.143	34.592	45.402	34.149	146.9	21:08.241
10	1	2:10.531	40.004	55.870	34.657	128.4	23:18.772
11	1	1:53.525	34.580	45.415	33.530	147.7	25:12.297
12	1	1:53.703	34.189	45.197	34.317	147.4	27:06.000
13	1	2:01.528 <b>B</b>	35.274	46.356	39.898	138.0	29:07.528
14	1	3:32.046	2:12.011	45.854	34.181	79.1	32:39.574
15	1	1:54.914	35.001	45.496	34.417	145.9	34:34.488
16	1	1:58.281	34.709	49.340	34.232	141.7	36:32.769
17	1	2:39.967 <b>B</b>	36.243	1:04.915	58.809	104.8	39:12.736

**18** **Sorg Rennsport** Porsche Cayman S  
 1. Henning ESCHWEILER Cup X

**23** **Overdrive Racing** Porsche 982 Cayman GT4 RS Clubsport  
 1. Pavel LEFTEROV GT4

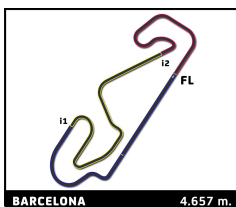
1	1	2:51.987	1:25.803	50.078	36.106	97.5	2:51.987
2	1	1:59.482	35.736	48.458	35.288	140.3	4:51.469
3	1	1:57.608	35.264	47.475	34.869	142.6	6:49.077
4	1	1:54.447	34.222	45.843	34.382	146.5	8:43.524
5	1	1:54.251	34.175	46.121	33.955	146.7	10:37.775
6	1	1:55.535	34.474	46.690	34.371	145.1	12:33.310
7	1	1:53.825	34.230	45.733	33.862	147.3	14:27.135
8	1	1:58.357	33.957	46.617	37.783	141.6	16:25.492
9	1	1:53.175	33.958	45.286	33.931	148.1	18:18.667
10	1	1:53.999	34.108	46.104	33.787	147.1	20:12.666
11	1	1:53.167	33.792	45.440	33.935	148.1	22:05.833
12	1	1:58.584 <b>B</b>	33.873	46.449	38.262	141.4	24:04.417
13	1	4:51.275	3:28.690	48.586	33.999	57.6	28:55.692
14	1	1:52.609	33.723	45.334	33.552	148.9	30:48.301
15	1	1:52.892	33.739	45.467	33.686	148.5	32:41.193
16	1	2:05.320	33.795	45.397	46.128	133.8	34:46.513
17	1	2:07.802	33.864	45.486	48.452	131.2	36:54.315
18	1	3:03.931 <b>B</b>	37.148	1:17.005	1:09.778	91.1	39:58.246

**28** **East Racing** Porsche 718 Cayman GT4 CS  
 1. Florian BLATTER Cup 3

1	1	3:02.366	1:24.710	57.764	39.892	91.9	3:02.366
2	1	2:09.042	39.100	50.320	39.622	129.9	5:11.408
3	1	2:08.742	37.011	52.665	39.066	130.2	7:20.150
4	1	2:06.992	36.929	50.479	39.584	132.0	9:27.142
5	1	2:11.481	40.205	50.296	40.980	127.5	11:38.623
6	1	2:13.574	38.639	53.691	41.244	125.5	13:52.197
7	1	2:13.696	37.183	52.510	44.003	125.4	16:05.893
8	1	2:10.348	37.923	52.009	40.416	128.6	18:16.241
9	1	2:24.499 <b>B</b>	38.061	54.242	52.196	116.0	20:40.740

**37** **NM Racing Team** Mercedes AMG GT4  
 1. Alberto DE MARTIN GT4

1	1	3:34.073	2:06.537	51.062	36.474	78.3	3:34.073
2	1	1:59.586	37.281	47.485	34.820	140.2	5:33.659
3	1	1:57.294	35.244	46.022	36.028	142.9	7:30.953

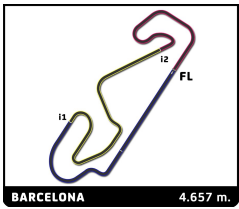


## LPC/GT4/CUP3/CUP4/CUPX/BMWCUP - GTWS BARCELONA 2023 TEST 2

### Sector Analysis

\_ Invalidated Lap  
 █ Personal Best  
 █ Session Best  
 █ Crossing the pit lane

Lap	D	Time	Sector 1	Sector 2	Sector 3	Kph	Elapsed	Lap	D	Time	Sector 1	Sector 2	Sector 3	Kph	Elapsed
<b>41</b> <b>Schütz Motorsport</b> <span style="float: right;">Porsche 718 Cayman GT4 RS</span> 1. Alon GABBY <span style="float: right;">GT4</span>															
1	1	2:45.728	1:15.962	52.384	37.382	101.2	2:45.728								
2	1	2:08.260 <b>B</b>	38.438	49.915	39.907	130.7	4:53.988								
3	1	3:22.025	2:01.825	46.086	34.114	83.0	8:16.013								
4	1	1:53.086	33.954	45.342	33.790	148.3	10:09.099								
5	1	1:55.412	33.806	45.305	36.301	145.3	12:04.511								
6	1	1:55.792	34.139	47.364	34.289	144.8	14:00.303								
7	1	1:56.532	33.995	46.004	36.533	143.9	15:56.835								
8	1	2:09.938 <b>B</b>	39.025	48.682	42.231	129.0	18:06.773								
9	1	7:23.557	6:01.705	47.086	34.766	37.8	25:30.330								
10	1	1:53.565	34.149	45.411	34.005	147.6	27:23.895								
11	1	1:52.702	33.860	45.190	33.652	148.8	29:16.597								
12	1	2:00.825	33.797	45.925	41.103	138.8	31:17.422								
13	1	1:56.334	33.833	45.509	36.992	144.1	33:13.756								
14	1	2:00.857	33.869	52.287	34.701	138.7	35:14.613								
15	1	2:07.556 <b>B</b>	37.446	47.657	42.453	131.4	37:22.169								
<b>42</b> <b>ANS Motorsport</b> <span style="float: right;">Ligier JS2R</span> 1. Julien LEMOINE <span style="float: right;">Cup 4</span>															
1	1	2:40.388	1:08.497	53.235	38.656	104.5	2:40.388								
2	1	2:00.077	36.959	47.529	35.589	139.6	4:40.465								
3	1	1:54.776	34.782	45.872	34.122	146.1	6:35.241								
4	1	1:54.566	34.530	45.889	34.147	146.3	8:29.807								
5	1	1:59.354	36.295	47.236	35.823	140.5	10:29.161								
6	1	1:54.644	34.450	45.782	34.412	146.2	12:23.805								
7	1	1:54.325	34.028	46.001	34.296	146.6	14:18.130								
8	1	2:02.600 <b>B</b>	35.172	46.272	41.156	136.7	16:20.730								
9	1	3:16.827	1:56.726	45.933	34.168	85.2	19:37.557								
10	1	1:54.767	34.621	46.040	34.106	146.1	21:32.324								
11	1	1:54.774	34.681	45.984	34.109	146.1	23:27.098								
12	1	1:53.757	34.450	45.663	33.644	147.4	25:20.855								
13	1	1:53.866	34.116	45.900	33.850	147.2	27:14.721								
14	1	1:53.494	34.260	45.549	33.685	147.7	29:08.215								
15	1	1:54.223	34.381	45.836	34.006	146.8	31:02.438								
16	1	2:15.157 <b>B</b>	36.240	49.356	49.561	124.0	33:17.595								
17	1	3:19.370	1:54.616	48.743	36.011	84.1	36:36.965								
18	1	3:12.444 <b>B</b>	49.236	1:16.924	1:06.284	87.1	39:49.409								
<b>49</b> <b>Razoon</b> <span style="float: right;">KTM X-BOW R</span> 1. Clemens DREXEL <span style="float: right;">Cup 4</span>															
1	1	2:37.170	1:04.063	55.489	37.618	106.7	2:37.170								
2	1	2:10.921	39.789	50.742	40.390	128.1	4:48.091								
3	1	2:11.153	38.354	55.363	37.436	127.8	6:59.244								
4	1	2:05.033	37.319	50.521	37.193	134.1	9:04.277								
5	1	2:03.246	37.562	48.967	36.717	136.0	11:07.523								
6	1	2:02.202	37.165	48.613	36.424	137.2	13:09.725								
7	1	2:00.260	36.707	47.731	35.822	139.4	15:09.985								
8	1	2:08.287 <b>B</b>	38.908	48.160	41.219	130.7	17:18.272								
9	1	4:56.736	3:30.998	48.621	37.117	56.5	22:15.008								
10	1	2:11.837	42.191	51.773	37.873	127.2	24:26.845								
11	1	2:00.608	36.517	48.326	35.765	139.0	26:27.453								
12	1	2:01.647	36.475	48.166	37.006	137.8	28:29.100								
13	1	2:01.337	36.548	48.707	36.082	138.2	30:30.437								
14	1	2:04.541	36.877	47.931	39.733	134.6	32:34.978								
15	1	2:01.880	36.709	47.510	37.661	137.6	34:36.858								
16	1	2:00.863	36.481	48.180	36.202	138.7	36:37.721								
17	1	3:13.031 <b>B</b>	48.890	1:16.969	1:07.172	86.9	39:50.752								
<b>71</b> <b>Razoon</b> <span style="float: right;">KTM X-BOW GTX</span> 1. Denis LIEBL <span style="float: right;">Cup X</span>															
1	1	2:47.463	1:17.808	52.283	37.372	100.1	2:47.463								
2	1	2:06.174	37.927	51.765	36.482	132.9	4:53.637								
3	1	1:58.300	35.210	47.648	35.442	141.7	6:51.937								
4	1	1:54.633	34.429	45.489	34.715	146.3	8:46.570								
5	1	1:54.130	33.939	45.570	34.621	146.9	10:40.700								
6	1	1:51.466	33.308	44.311	33.847	150.4	12:32.166								
7	1	1:52.715	33.395	45.332	33.988	148.7	14:24.881								
8	1	1:51.912	33.193	45.365	33.354	149.8	16:16.793								
9	1	1:51.035	33.358	44.584	33.093	151.0	18:07.828								
10	1	1:52.435	32.702	46.047	33.686	149.1	20:00.263								
11	1	1:49.876	32.728	44.041	33.107	152.6	21:50.139								
12	1	2:34.429	1:14.289	45.671	34.469	108.6	24:24.568								
13	1	2:06.222 <b>B</b>	33.772	48.317	44.133	132.8	26:30.790								
14	1	5:54.681	4:31.140	47.813	35.728	47.3	32:25.471								
15	1	1:52.245	33.800	44.914	33.531	149.4	34:17.716								
16	1	1:49.464	32.995	43.677	32.792	153.2	36:07.180								
17	1	2:07.916 <b>B</b>	32.449	45.794	49.673	131.1	38:15.096								
<b>73</b> <b>REVOLUTION</b> <span style="float: right;">500SC</span> 1. Antonino LA ROSA <span style="float: right;">LPC</span>															
1	1	3:14.396	1:37.059	57.551	39.786	86.2	3:14.396								
2	1	2:08.994	37.209	53.294	38.491	130.0	5:23.390								
3	1	2:06.977	36.757	52.831	37.389	132.0	7:30.367								
4	1	2:06.562	36.747	52.348	37.467	132.5	9:36.929								
5	1	2:07.287	37.032	53.491	36.764	131.7	11:44.216								
6	1	2:06.841	36.707	51.266	38.868	132.2	13:51.057								
7	1	2:05.001	37.118	50.649	37.234	134.1	15:56.058								
8	1	2:03.699	36.916	49.148	37.635	135.5	17:59.757								
9	1	2:09.129	36.774	55.186	37.169	129.8	20:08.886								
10	1	2:05.152	36.405	51.924	36.823	134.0	22:14.038								



**LPC/GT4/CUP3/CUP4/CUPX/BMWCUP -**  
**GTWS BARCELONA 2023**  
**TEST 2**

**Sector Analysis**

— Invalidated Lap    
    Personal Best    
    Session Best    
    B Crossing the pit lane

Lap	D	Time	Sector 1	Sector 2	Sector 3	Kph	Elapsed	Lap	D	Time	Sector 1	Sector 2	Sector 3	Kph	Elapsed
11	1	2:08.089	42.249	49.974	<b>35.866</b>	130.9	24:22.127	1	1	2:58.550	1:26.001	53.548	39.001	93.9	2:58.550
12	1	2:01.198	35.095	49.103	37.000	138.3	26:23.325	2	1	2:03.878	37.412	48.924	37.542	135.3	5:02.428
13	1	<b>2:00.536</b>	<b>34.846</b>	<b>48.328</b>	37.362	139.1	28:23.861	3	1	2:01.492	37.065	48.314	36.113	138.0	7:03.920
14	1	2:02.117	35.950	50.128	36.039	137.3	30:25.978	4	1	<b>1:58.788</b>	35.756	47.581	<b>35.451</b>	141.1	9:02.708
15	1	2:02.219	36.663	48.369	37.187	137.2	32:28.197	5	1	2:06.994 <b>B</b>	36.250	<b>47.386</b>	43.358	132.0	11:09.702
16	1	2:03.201	35.670	51.615	35.916	136.1	34:31.398	6	1	5:44.120	4:18.903	48.587	36.630	48.7	16:53.822
17	1	2:04.843	36.689	52.117	36.037	134.3	36:36.241	7	1	2:08.891 <b>B</b>	<b>35.557</b>	48.390	44.944	130.1	19:02.713
18	1	3:12.296 <b>B</b>	49.415	1:16.798	1:06.083	87.2	39:48.537	8	1	6:00.498	4:34.313	48.798	37.387	46.5	25:03.211
								9	1	2:06.545 <b>B</b>	35.784	47.649	43.112	132.5	27:09.756
								10	1	6:23.894 <b>B</b>	4:47.576	49.161	47.157	43.7	33:33.650

**74** **REVOLUTION**  
1. Roger GREEN 500SC  
LPC

1	1	2:58.254	1:35.264	46.765	36.225	94.1	2:58.254
2	1	1:55.944	33.629	46.424	35.891	144.6	4:54.198
3	1	1:55.955	35.076	47.070	33.809	144.6	6:50.153
4	1	1:51.393	32.951	44.330	34.112	150.5	8:41.546
5	1	1:51.403	32.865	45.100	33.438	150.5	10:32.949
6	1	1:49.213	32.715	43.726	32.772	153.5	12:22.162
7	1	1:48.582	31.881	44.028	32.673	154.4	14:10.744
8	1	1:49.002	32.147	43.485	33.370	153.8	15:59.746
9	1	1:56.651	34.453	48.135	34.063	143.7	17:56.397
10	1	1:59.915 <b>B</b>	35.419	45.036	39.460	139.8	19:56.312
11	1	5:04.949	3:44.953	45.072	34.924	55.0	25:01.261
12	1	1:48.121	31.942	43.291	32.888	155.1	26:49.382
13	1	<b>1:46.979</b>	<b>31.442</b>	<b>43.044</b>	<b>32.493</b>	156.7	28:36.361
14	1	1:50.717	31.722	43.781	35.214	151.4	30:27.078
15	1	1:51.099	33.844	43.826	33.429	150.9	32:18.177
16	1	1:48.646	31.691	43.104	33.851	154.3	34:06.823
17	1	2:37.045 <b>B</b>	36.240	1:21.180	39.625	106.8	36:43.868

**75** **Razon**  
1. Artur CHWIST KTM X-BOW GTX

1	1	2:25.232	1:01.374	48.958	34.900	115.4	2:25.232
2	1	1:52.999	33.345	46.221	33.433	148.4	4:18.231
3	1	1:49.484	32.730	43.686	33.068	153.1	6:07.715
4	1	1:48.274	32.055	43.673	32.546	154.8	7:55.989
5	1	1:48.512	32.173	43.661	32.678	154.5	9:44.501
6	1	1:48.490	32.255	43.754	32.481	154.5	11:32.991
7	1	<b>1:47.809</b>	<b>31.959</b>	43.390	<b>32.460</b>	155.5	13:20.800
8	1	1:51.486	32.060	45.080	34.346	150.4	15:12.286
9	1	1:50.239	32.435	43.586	34.218	152.1	17:02.525
10	1	1:50.634	32.152	<b>43.211</b>	35.271	151.5	18:53.159
11	1	1:59.598 <b>B</b>	32.211	44.913	42.474	140.2	20:52.757
12	1	4:19.726	3:01.165	45.756	32.805	64.5	25:12.483
13	1	1:50.659	32.078	43.936	34.645	151.5	27:03.142
14	1	1:49.356	32.199	44.441	32.716	153.3	28:52.498
15	1	1:48.622	32.098	43.491	33.033	154.3	30:41.120
16	1	1:49.515	32.017	44.139	33.359	153.1	32:30.635
17	1	1:52.577	34.370	45.249	32.958	148.9	34:23.212
18	1	1:49.168	32.259	43.925	32.984	153.6	36:12.380
19	1	3:09.308 <b>B</b>	33.111	1:42.430	53.767	88.6	39:21.688

**81** **Promotion Motorsport**  
1. SMORG BMW M2 CS Racing  
BMW Cup

**84** **CV Performance**  
1. Fabio RAUER Mercedes AMG GT4  
GT4

1	1	3:14.740	1:45.412	50.990	38.338	86.1	3:14.740
2	1	1:54.753	35.042	45.648	34.063	146.1	5:09.493
3	1	1:54.526	34.360	46.262	33.904	146.4	7:04.019
4	1	1:53.832	33.994	46.188	33.650	147.3	8:57.851
5	1	1:55.235	34.990	45.916	34.329	145.5	10:53.086
6	1	1:52.281	33.856	45.073	33.352	149.3	12:45.367
7	1	<b>1:51.967</b>	33.731	44.950	33.286	149.7	14:37.334
8	1	1:58.762	<b>33.642</b>	46.898	38.222	141.2	16:36.096
9	1	1:52.074	34.110	<b>44.717</b>	33.247	149.6	18:28.170
10	1	2:04.747 <b>B</b>	33.687	45.222	45.838	134.4	20:32.917
11	1	4:26.517	3:06.199	46.562	33.756	62.9	24:59.434
12	1	1:52.390	33.904	45.170	33.316	149.2	26:51.824
13	1	1:52.213	33.896	44.855	33.462	149.4	28:44.037
14	1	1:52.701	33.828	45.219	33.654	148.8	30:36.738
15	1	1:53.283	33.956	45.115	34.212	148.0	32:30.021
16	1	1:56.066	35.882	46.466	33.718	144.4	34:26.087
17	1	1:52.023	33.901	44.891	<b>33.231</b>	149.7	36:18.110
18	1	2:02.686 <b>B</b>	34.399	47.910	40.377	136.7	38:20.796

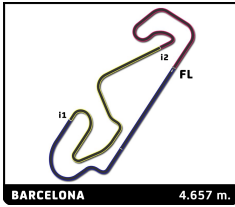
**87** **Auto Lounge Racing**  
1. Calle BERGMAN Audi R8 LMS GT4  
GT4

1	1	4:13.803	2:41.366	54.682	37.755	66.1	4:13.803
2	1	2:12.057	44.899	51.057	36.101	127.0	6:25.860
3	1	1:57.139	36.035	46.554	34.550	143.1	8:22.999
4	1	1:54.241	34.355	45.760	34.126	146.8	10:17.240
5	1	1:53.729	34.251	45.551	<b>33.927</b>	147.4	12:10.969
6	1	<b>1:53.002</b>	<b>33.630</b>	<b>45.351</b>	34.021	148.4	14:03.971
7	1	1:59.213 <b>B</b>	34.036	45.756	39.421	140.6	16:03.184
8	1	6:23.896	5:03.424	46.266	34.206	43.7	22:27.080
9	1	1:55.557	34.225	46.334	34.998	145.1	24:22.637
10	1	1:59.378	35.832	48.673	34.873	140.4	26:22.015
11	1	1:55.663	34.021	46.224	35.418	144.9	28:17.678
12	1	1:54.553	34.060	46.219	34.274	146.4	30:12.231
13	1	1:54.851	34.289	46.239	34.323	146.0	32:07.082
14	1	1:55.682	34.394	46.542	34.746	144.9	34:02.764
15	1	1:59.854 <b>B</b>	34.221	46.447	39.186	139.9	36:02.618

**88** **MASTERS**  
1. Jacek ZIELONKA SR10  
LPC

1	1	2:58.826	1:36.058	46.572	36.196	93.8	2:58.826
---	---	----------	----------	--------	--------	------	----------





LPC/GT4/CUP3/CUP4/CUPX/BMWCUP -  
GTWS BARCELONA 2023  
TEST 2

Sector Analysis

— Invalidated Lap    ■ Personal Best    ■ Session Best    B Crossing the pit lane

Lap	D	Time	Sector 1	Sector 2	Sector 3	Kph	Elapsed	Lap	D	Time	Sector 1	Sector 2	Sector 3	Kph	Elapsed
-----	---	------	----------	----------	----------	-----	---------	-----	---	------	----------	----------	----------	-----	---------

2	1	1:53.658	33.871	45.142	34.645	147.5	4:52.484
3	1	1:52.898	35.393	44.613	32.892	148.5	6:45.382
4	1	1:50.270	32.479	45.656	32.135	152.0	8:35.652
5	1	1:52.310	32.698	45.349	34.263	149.3	10:27.962
6	1	1:49.200	33.209	43.660	32.331	153.5	12:17.162
7	1	1:49.899	32.473	43.675	33.751	152.6	14:07.061
8	1	1:49.892	32.710	44.231	32.951	152.6	15:56.953
9	1	1:51.886	35.253	44.110	32.523	149.8	17:48.839
10	1	1:48.625	32.418	42.860	33.347	154.3	19:37.464
11	1	1:47.815	31.964	43.145	32.706	155.5	21:25.279
12	1	1:50.691	31.893	45.929	32.869	151.5	23:15.970
13	1	1:56.036 <b>B</b>	32.325	44.383	39.328	144.5	25:12.006
14	1	4:46.628	3:31.178	43.359	<b>32.091</b>	58.5	29:58.634
15	1	<b>1:46.554</b>	<b>31.687</b>	<b>42.514</b>	32.353	157.3	31:45.188
16	1	1:46.871	31.723	42.916	32.232	156.9	33:32.059
17	1	1:48.691	31.837	44.384	32.470	154.2	35:20.750
18	1	1:54.186	34.656	43.725	35.805	146.8	37:14.936
19	1	2:55.629 <b>B</b>	44.106	56.568	1:14.955	95.5	40:10.565

**95** Allied Racing  
1. Alexander HARTVIG  
Porsche 718 Cayman GT4 RS  
GT4

1	1	2:37.464	1:07.080	53.023	37.361	106.5	2:37.464
2	1	2:01.914	38.551	47.262	36.101	137.5	4:39.378
3	1	1:54.298	34.198	45.860	34.240	146.7	6:33.676
4	1	1:55.560	33.949	45.761	35.850	145.1	8:29.236
5	1	1:56.042	34.628	47.529	33.885	144.5	10:25.278
6	1	1:53.753	34.033	45.256	34.464	147.4	12:19.031
7	1	<b>1:53.652</b>	<b>33.915</b>	45.370	34.367	147.5	14:12.683
8	1	2:02.229 <b>B</b>	34.522	46.454	41.253	137.2	16:14.912
9	1	12:47.498	...	51.017	36.007	21.8	29:02.410
10	1	2:03.172	36.379	50.409	36.384	136.1	31:05.582
11	1	1:59.211	35.464	48.500	35.247	140.6	33:04.793
12	1	1:54.153	34.028	46.244	<b>33.881</b>	146.9	34:58.946
13	1	1:53.500	34.414	<b>45.099</b>	33.987	147.7	36:52.446
14	1	3:02.412 <b>B</b>	38.322	1:16.432	1:07.658	91.9	39:54.858

**96** Razoon  
1. Leo PICHLER  
Porsche Cayman GT4 RSCS  
GT4

1	1	2:41.898	58.998	1:00.186	42.714	103.6	2:41.898
2	1	2:04.820	40.757	48.976	35.087	134.3	4:46.718
3	1	1:51.751	33.516	45.248	<b>32.987</b>	150.0	6:38.469
4	1	1:51.489	34.234	<b>44.077</b>	33.178	150.4	8:29.958
5	1	1:53.816	34.170	46.378	33.268	147.3	10:23.774
6	1	<b>1:50.516</b>	<b>33.099</b>	44.337	33.080	151.7	12:14.290
7	1	2:00.234 <b>B</b>	34.489	46.665	39.080	139.4	14:14.524
8	1	7:52.392	6:32.522	46.144	33.726	35.5	22:06.916
9	1	1:52.713	33.411	45.257	34.045	148.7	23:59.629
10	1	1:52.816	33.653	45.215	33.948	148.6	25:52.445
11	1	1:53.852	34.048	45.685	34.119	147.3	27:46.297
12	1	1:54.077	33.824	46.132	34.121	147.0	29:40.374
13	1	1:54.567	35.759	44.893	33.915	146.3	31:34.941
14	1	1:53.227	33.909	45.053	34.265	148.1	33:28.168
15	1	1:55.518	34.351	46.814	34.353	145.1	35:23.686
16	1	2:07.925 <b>B</b>	35.490	46.595	45.840	131.1	37:31.611

**97** Allied Racing  
1. Herold NUREDINI  
Porsche 718 Cayman GT4 RS  
GT4

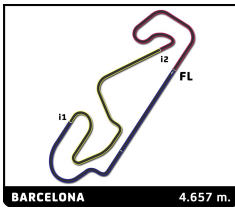
1	1	2:37.965	1:07.702	52.988	37.275	106.1	2:37.965
2	1	1:56.559	36.639	45.915	34.005	143.8	4:34.524
3	1	1:52.181	33.890	44.830	33.461	149.4	6:26.705
4	1	1:53.560	34.435	44.989	34.136	147.6	8:20.265
5	1	1:53.133	34.325	45.113	33.695	148.2	10:13.398
6	1	1:52.644	33.858	45.098	33.688	148.8	12:06.042
7	1	1:52.876	33.845	45.391	33.640	148.5	13:58.918
8	1	1:59.080 <b>B</b>	33.983	46.051	39.046	140.8	15:57.998
9	1	11:43.843	...	53.219	35.740	23.8	27:41.841
10	1	1:59.269	37.256	48.151	33.862	140.6	29:41.110
11	1	1:52.869	34.394	44.974	33.501	148.5	31:33.979
12	1	<b>1:51.380</b>	<b>33.635</b>	<b>44.440</b>	<b>33.305</b>	150.5	33:25.359
13	1	1:51.639	<b>33.517</b>	<b>44.410</b>	33.712	150.2	35:16.998
14	1	1:52.895	34.226	44.780	33.889	148.5	37:09.893
15	1	2:55.807 <b>B</b>	38.371	1:05.362	1:12.074	95.4	40:05.700

**128** MS Racing  
1. Andreas GREILING  
Porsche 718 Cayman GT4 CS  
Cup 3

1	1	2:44.415	1:16.667	51.473	36.275	102.0	2:44.415
2	1	2:01.276	37.516	47.348	36.412	138.2	4:45.691
3	1	1:57.750	34.321	47.398	36.031	142.4	6:43.441
4	1	1:56.069	34.221	47.451	34.397	144.4	8:39.510
5	1	1:56.625	34.581	47.613	34.431	143.8	10:36.135
6	1	1:54.684	34.383	46.122	34.179	146.2	12:30.819
7	1	1:55.074	34.135	45.689	35.250	145.7	14:25.893
8	1	1:53.559	34.080	45.684	<b>33.795</b>	147.6	16:19.452
9	1	1:54.548	34.033	45.775	34.740	146.4	18:14.000
10	1	2:08.759 <b>B</b>	34.300	51.538	42.921	130.2	20:22.759
11	1	4:32.262	3:10.242	46.840	35.180	61.6	24:55.021
12	1	1:53.629	34.115	45.637	33.877	147.5	26:48.650
13	1	1:53.995	33.908	45.854	34.233	147.1	28:42.645
14	1	<b>1:53.192</b>	<b>33.788</b>	<b>45.330</b>	34.074	148.1	30:35.837
15	1	1:54.155	33.922	45.331	34.902	146.9	32:29.992
16	1	2:03.866	40.023	47.620	36.223	135.3	34:33.858
17	1	1:56.721	34.540	48.045	34.136	143.6	36:30.579
18	1	2:40.837 <b>B</b>	34.127	1:08.387	58.323	104.2	39:11.416

**472** RacingLab  
1. Thomas ANDERSEN  
KTM X-BOW GT2  
Cup X

1	1	3:04.765	1:43.985	47.778	33.002	90.7	3:04.765
2	1	1:49.702	32.090	44.366	33.246	152.8	4:54.467
3	1	1:58.316	36.460	48.464	33.392	141.7	6:52.783
4	1	1:50.834	32.708	44.090	34.036	151.3	8:43.617
5	1	1:50.216	33.245	44.394	32.577	152.1	10:33.833
6	1	1:49.935	33.011	43.070	33.854	152.5	12:23.768
7	1	1:48.827	31.722	43.406	33.699	154.1	14:12.595
8	1	1:54.603	32.058	48.127	34.418	146.3	16:07.198
9	1	1:58.784	32.570	51.534	34.680	141.1	18:05.982
10	1	2:25.991	31.542	1:19.953	34.496	114.8	20:31.973
11	1	1:48.370	31.978	43.093	33.299	154.7	22:20.343



**LPC/GT4/CUP3/CUP4/CUPX/BMWCUP -**  
**GTWS BARCELONA 2023**  
**TEST 2**

**Sector Analysis**

— Invalidated Lap    ■ Personal Best    ■ Session Best    **B** Crossing the pit lane

Lap	D	Time	Sector 1	Sector 2	Sector 3	Kph	Elapsed	Lap	D	Time	Sector 1	Sector 2	Sector 3	Kph	Elapsed
12	1	1:54.874	36.423	44.635	33.816	145.9	24:15.217								
13	1	<b>1:47.151</b>	31.601	42.907	32.643	156.5	26:02.368								
14	1	1:48.636	31.858	43.643	33.135	154.3	27:51.004								
15	1	1:50.926	33.599	43.693	33.634	151.1	29:41.930								
16	1	1:49.211	31.831	44.613	32.767	153.5	31:31.141								
17	1	1:47.174	<b>31.462</b>	43.041	32.671	156.4	33:18.315								
18	1	1:47.190	31.831	<b>42.601</b>	32.758	156.4	35:05.505								
19	1	1:51.235	35.742	42.929	<b>32.564</b>	150.7	36:56.740								
20	1	3:07.707 <b>B</b>	36.929	1:18.395	1:12.383	89.3	40:04.447								

**500** **REVOLUTION** 500SC  
 1. Richard MORRIS LPC

1	1	2:47.691	1:20.247	50.578	36.866	100.0	2:47.691
2	1	2:00.753	36.645	49.216	34.892	138.8	4:48.444
3	1	1:53.767	32.756	45.984	35.027	147.4	6:42.211
4	1	1:50.260	32.421	44.191	33.648	152.1	8:32.471
5	1	1:55.327	34.930	45.831	34.566	145.4	10:27.798
6	1	1:51.685	33.878	44.229	33.578	150.1	12:19.483
7	1	1:50.010	32.194	44.476	33.340	152.4	14:09.493
8	1	1:49.896	32.105	44.430	33.361	152.6	15:59.389
9	1	2:03.163 <b>B</b>	34.406	48.357	40.400	136.1	18:02.552
10	1	3:43.606	2:28.426	43.077	32.103	75.0	21:46.158
11	1	1:44.452	30.911	<b>42.125</b>	<b>31.416</b>	160.5	23:30.610
12	1	<b>1:44.903</b>	30.819	42.229	31.855	159.8	25:15.513
13	1	1:46.554	<b>30.811</b>	42.314	33.429	157.3	27:02.067
14	1	1:45.549	31.580	42.150	31.819	158.8	28:47.616
15	1	1:45.640	30.858	42.927	31.855	158.7	30:33.256
16	1	1:50.317	32.920	44.947	32.450	152.0	32:23.573
17	1	1:45.102	30.993	42.224	31.885	159.5	34:08.675
18	1	1:44.677	30.892	42.182	31.603	160.2	35:53.352
19	1	2:11.172 <b>B</b>	33.395	46.998	50.779	127.8	38:04.524

**510** **RacingLab** KTM X-BOW GT2  
 1. Ronnie BREMER Cup X

1	1	2:17.322	58.781	45.380	33.161	122.1	2:17.322
2	1	1:47.077	32.054	42.897	32.126	156.6	4:04.399
3	1	1:45.743	31.532	42.310	31.901	158.5	5:50.142
4	1	<b>1:45.390</b>	31.357	42.081	31.952	159.1	7:35.532
5	1	1:44.887	<b>31.287</b>	<b>41.964</b>	<b>31.636</b>	159.8	9:20.419
6	1	2:00.847 <b>B</b>	31.339	42.741	46.767	138.7	11:21.266
7	1	5:06.377	3:50.662	43.227	32.488	54.7	16:27.643
8	1	1:50.419 <b>B</b>	31.483	42.642	36.294	151.8	18:18.062
9	1	2:52.886	1:38.232	42.607	32.047	97.0	21:10.948
10	1	1:47.537	32.936	42.531	32.070	155.9	22:58.485
11	1	1:45.921	31.828	42.174	31.919	158.3	24:44.406
12	1	1:52.288 <b>B</b>	31.878	44.169	36.241	149.3	26:36.694
13	1	3:05.709	1:50.674	42.468	32.567	90.3	29:42.403
14	1	1:46.956	32.047	42.793	32.116	156.7	31:29.359
15	1	1:48.127	31.657	42.951	33.519	155.1	33:17.486
16	1	1:46.878	31.725	42.961	32.192	156.9	35:04.364
17	1	1:51.774	35.567	42.775	33.432	150.0	36:56.138
18	1	3:04.589 <b>B</b>	36.124	1:18.482	1:09.983	90.8	40:00.727