

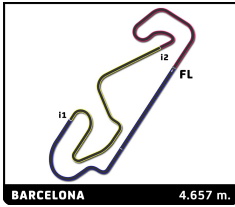
GT WINTER SERIES GTWS BARCELONA 2023 Endurance Race

Amended

Sector Analysis

— Invalidated Lap ■ Personal Best ■ Session Best B Crossing the pit lane

Lap	D	Time	Sector 1	Sector 2	Sector 3	T.Spd	Elapsed	Lap	D	Time	Sector 1	Sector 2	Sector 3	T.Spd	Elapsed		
3	Raptor Engineering 1. Giuseppe GUIRRERI Porsche 992 GT3 Cup Cup 2							8	Lemmerz, Pierre 1. Pierre LEMMERZ 2. Daniel SCHWERFELD Audi R8 LMS GT4 GT4								
	1	1	1:56.980	38.858	45.401	32.721			1:56.980	1	1	2:10.738	45.356	49.111	36.271		2:10.738
	2	1	1:48.382	32.248	43.739	32.395	260.7		3:45.362	2	1	1:59.707	35.841	48.034	35.832	244.3	4:10.445
	3	1	1:48.349	32.091	43.606	32.652	260.1		5:33.711	3	1	1:58.004	35.210	47.170	35.624	242.7	6:08.449
	4	1	1:48.833	32.605	43.639	32.589	259.5		7:22.544	4	1	1:58.336	35.042	47.692	35.602	242.1	8:06.785
	5	1	1:48.751	32.257	43.962	32.532	259.5		9:11.295	5	1	2:01.054	36.639	48.148	36.267	242.7	10:07.839
	6	1	1:49.590	32.633	44.091	32.866	258.9		11:00.885	6	1	2:02.657	36.411	48.804	37.442	230.8	12:10.496
	7	1	1:50.933	32.566	45.123	33.244	259.5		12:51.818	7	1	3:03.469	46.821	1:19.829	56.819	170.1	15:13.965
	8	1	2:30.228	32.819	1:01.746	55.663	258.9		15:22.046	8	1	2:49.120	57.947	1:02.457	48.716	115.2	18:03.085
	9	1	2:46.302	59.249	1:00.291	46.762	97.5		18:08.348	9	1	2:06.389	38.941	50.284	37.164	222.3	20:09.474
	10	1	1:54.114	33.517	45.330	35.267	260.7		20:02.462	10	1	2:53.255	47.567	1:14.612	51.076	240.5	23:02.729
	11	1	2:58.985	52.204	1:14.184	52.597	170.1		23:01.447	11	1	3:02.146 B	1:04.641	1:00.968	56.537	80.8	26:04.875
	12	1	2:59.511 B	1:05.196	1:00.734	53.581	85.4		26:00.958	12	2	3:27.533	2:08.414	45.270	33.849	166.0	29:32.408
	13	1	3:51.472	2:33.750	44.501	33.221	175.6		29:52.430	13	2	1:52.242	33.599	45.106	33.537	246.5	31:24.650
	14	1	1:50.813	33.024	44.525	33.264	259.5		31:43.243	14	2	1:52.108	33.535	44.922	33.651	246.5	33:16.758
	15	1	1:49.681	32.630	43.604	33.447	260.7		33:32.924	15	2	1:52.454	33.708	45.067	33.679	246.0	35:09.212
	16	1	1:52.097	33.944	44.281	33.872	263.2		35:25.021	16	2	1:52.704	33.439	45.173	34.092	246.0	37:01.916
17	1	2:16.350 B	36.546	53.306	46.498	265.8	37:41.371	17	2	1:51.877	33.221	45.092	33.564	247.7	38:53.793		
18	2	1:53.038	33.777	45.151	34.110	247.1	40:46.831	18	2	1:53.038	33.777	45.151	34.110	247.1	40:46.831		
19	2	1:52.992	33.814	45.214	33.964	246.0	42:39.823	19	2	1:52.992	33.814	45.214	33.964	246.0	42:39.823		
20	2	1:52.601	33.488	45.089	34.024	246.0	44:32.424	20	2	1:52.601	33.488	45.089	34.024	246.0	44:32.424		
21	2	1:53.275	33.490	45.088	34.697	247.7	46:25.699	21	2	1:53.275	33.490	45.088	34.697	247.7	46:25.699		
22	2	1:54.219	34.813	45.531	33.875	245.4	48:19.918	22	2	1:54.219	34.813	45.531	33.875	245.4	48:19.918		
23	2	1:53.231	33.848	45.377	34.006	246.5	50:13.149	23	2	1:53.231	33.848	45.377	34.006	246.5	50:13.149		
24	2	1:58.809 B	33.866	45.146	39.797	246.0	52:11.958	24	2	1:58.809 B	33.866	45.146	39.797	246.0	52:11.958		
25	2	2:42.630	1:23.306	45.237	34.087	169.1	54:54.588	25	2	2:42.630	1:23.306	45.237	34.087	169.1	54:54.588		
26	2	1:53.133	33.630	45.632	33.871	248.8	56:47.721	26	2	1:53.133	33.630	45.632	33.871	248.8	56:47.721		
27	2	1:53.007	33.811	45.337	33.859	248.2	58:40.728	27	2	1:53.007	33.811	45.337	33.859	248.2	58:40.728		
28	2	1:53.122	33.574	45.398	34.150	248.2	1:00:33.850	28	2	1:53.122	33.574	45.398	34.150	248.2	1:00:33.850		
4	Senkyr Motorsport 1. Richard GONDA 2. Robert SENKYR BMW M4 GT4 GT4							9	Formula Racing 1. Danilo DEL FAVERO Ferrari 488 Evo GT3 Cup 1								
	1	1	2:03.160	42.098	47.358	33.704			2:03.160	1	1	1:59.845	40.501	45.596	33.748		1:59.845
	2	1	1:51.659	33.522	45.053	33.084	249.4		3:54.819	2	1	1:51.569	33.334	44.620	33.615	251.7	3:51.414
	3	1	1:52.111	33.700	44.966	33.445	250.5		5:46.930	3	1	1:50.451	32.977	44.178	33.296	257.6	5:41.865
	4	1	1:50.182	33.194	44.356	32.632	246.5		7:37.112	4	1	1:50.799	32.979	44.288	33.532	260.1	7:32.664
	5	1	1:50.753	33.457	44.521	32.775	247.1		9:27.865	5	1	1:50.481	32.897	44.256	33.328	259.5	9:23.145
	6	1	1:51.048	33.482	44.580	32.986	248.8		11:18.913	6	1	1:51.895	34.428	43.903	33.564	225.1	11:15.040
	7	1	2:14.943	41.637	53.337	39.969	234.8		13:33.856	7	1	1:56.808	36.110	46.604	34.094	259.5	13:11.848
	8	1	2:13.302	41.678	53.497	38.127	152.7		15:47.158	8	1	2:13.169	34.059	46.433	52.677	256.4	15:25.017
	9	1	5:58.761	46.328	57.260	4:15.173	161.1		21:45.919	9	1	2:46.125	1:00.581	58.702	46.842	111.6	18:11.142
	10	1	2:01.242	34.955	50.845	35.442	243.2		20:22.397	10	1	1:58.836	33.530	48.222	37.084	262.6	20:09.978
11	2	2:53.631 B	45.925	1:13.986	53.720	221.0	23:16.028	11	1	2:59.543 B	47.831	1:14.434	57.278	229.9	23:09.521		
12	1	4:02.432	2:37.606	48.591	36.235	161.1	27:18.460	12	1	3:50.444	2:32.428	44.338	33.678	180.3	26:59.965		
13	1	1:56.659	35.065	46.416	35.178	239.5	29:15.119	13	1	1:49.251	32.475	43.775	33.001	258.2	28:49.216		
14	1	1:57.040	34.608	47.163	35.269	241.6	31:12.159	14	1	1:49.179	32.449	43.638	33.092	257.6	30:38.395		
15	1	1:54.510	34.278	45.818	34.414	242.1	33:06.669	15	1	1:49.413	32.650	43.770	32.993	259.5	32:27.808		
16	1	1:54.156	34.073	45.484	34.599	243.8	35:00.825	16	1	1:49.512	32.608	43.942	32.962	260.1	34:17.320		
17	1	2:03.293	34.207	45.778	43.308	243.2	37:04.118	17	1	1:53.781	34.940	45.399	33.442	262.0	36:11.101		
18	1	1:55.573	35.019	46.060	34.494	242.7	38:59.691	18	1	1:51.635	32.762	44.694	34.179	258.9	38:02.736		
19	1	2:14.487 B	38.600	48.031	47.856	243.2	41:14.178	19	1	1:51.902	33.541	44.876	33.485	260.1	39:54.638		
								20	1	1:50.356	32.676	44.266	33.414	261.3	41:44.994		
								21	1	1:49.470	32.702	43.695	33.073	258.9	43:34.464		



GT WINTER SERIES GTWS BARCELONA 2023 Endurance Race

Amended

Sector Analysis

— Invalidated Lap ■ Personal Best ■ Session Best B Crossing the pit lane

Lap	D	Time	Sector 1	Sector 2	Sector 3	T.Spd	Elapsed	Lap	D	Time	Sector 1	Sector 2	Sector 3	T.Spd	Elapsed
22	1	1:52.359	33.227	45.797	33.335	261.3	45:26.823	11	1	7:55.456 B	5:50.573	1:09.047	55.836	103.6	34:12.246
23	1	1:50.372	32.951	44.024	33.397	259.5	47:17.195	12	1	4:10.124	2:27.262	58.933	43.929	138.3	38:22.370
24	1	1:51.227	33.067	44.672	33.488	260.1	49:08.422	13	1	2:27.707	45.519	58.065	44.123	169.1	40:50.077
25	1	2:00.672	33.207	53.654	33.811	260.1	51:09.094	14	1	2:32.617	49.176	1:00.235	43.206	154.2	43:22.694
26	1	1:52.039	33.289	44.614	34.136	258.9	53:01.133	15	1	2:28.591	46.781	59.808	42.002	173.7	45:51.285
27	1	1:53.109	33.591	44.562	34.956	258.2	54:54.242	16	1	2:44.403	55.747	1:03.234	45.422	138.0	48:35.688
28	1	1:52.865	33.278	45.245	34.342	259.5	56:47.107	17	1	2:39.353	50.559	1:00.947	47.847	154.9	51:15.041
29	1	1:52.948	33.479	45.066	34.403	259.5	58:40.055	18	1	2:36.739	52.202	59.904	44.633	169.9	53:51.780
30	1	1:53.423	33.681	45.471	34.271	260.1	1:00:33.478	19	1	2:35.912	46.855	59.518	49.539	154.2	56:27.692
								20	1	2:33.779	48.299	1:00.699	44.781	173.4	59:01.471
								21	1	2:34.138	45.756	1:05.658	42.724	169.3	1:01:35.609

14 **Razoon** KTM X-BOW GT4 Cup X
1. Daniel DREXEL
2. Stefan FÜRTBAUER

1	1	2:05.519	44.076	47.141	34.302		2:05.519
2	1	1:52.422	33.976	45.165	33.281	237.9	3:57.941
3	1	1:52.420	34.167	45.068	33.185	236.3	5:50.361
4	1	1:53.213	34.338	44.917	33.958	234.3	7:43.574
5	1	1:53.554	35.039	45.180	33.335	224.2	9:37.128
6	1	1:52.246	34.414	44.676	33.156	223.2	11:29.374
7	1	2:09.336	37.231	53.286	38.819	223.2	13:38.710
8	1	2:13.517	43.229	53.511	36.777	159.6	15:52.227
9	1	2:30.936	47.970	56.280	46.686	136.9	18:23.163
10	1	2:05.837 B	34.503	51.448	39.886	234.3	20:29.000
11	2	4:08.628	2:43.792	48.496	36.340	162.3	24:37.628
12	2	1:58.060	35.268	47.467	35.325	229.9	26:35.688
13	2	1:56.720	34.567	46.889	35.264	231.3	28:32.408
14	2	1:55.478	34.492	46.117	34.869	232.8	30:27.886
15	2	1:56.136	34.567	46.355	35.214	232.8	32:24.022
16	2	1:55.112	34.289	46.181	34.642	233.3	34:19.134
17	2	1:56.164	34.410	46.760	34.994	233.3	36:15.298
18	2	1:57.818	35.283	46.260	36.275	234.3	38:13.116
19	2	1:56.578	35.040	46.295	35.243	233.3	40:09.694
20	2	1:56.031	34.641	46.475	34.915	232.3	42:05.725
21	2	1:55.396	34.655	46.188	34.553	233.8	44:01.121
22	2	1:56.424	35.066	46.208	35.150	232.8	45:57.545
23	2	1:55.816	34.576	46.500	34.740	231.8	47:53.361
24	2	1:56.799	34.320	47.717	34.762	232.8	49:50.160
25	2	1:55.325	34.589	46.009	34.727	233.8	51:45.485
26	2	1:54.974	34.468	46.007	34.499	232.8	53:40.459
27	2	1:55.224	34.498	45.990	34.736	233.8	55:35.683
28	2	1:55.823	34.461	45.801	35.561	232.3	57:31.506
29	2	1:54.452	34.288	45.638	34.526	233.3	59:25.958
30	2	1:55.564	34.375	46.015	35.174	233.3	1:01:21.522

18 **Sorg Rennsport** Porsche Cayman S Cup 3
1. Henning ESCHWEILER
2. Leonhard Paul NAUMANN

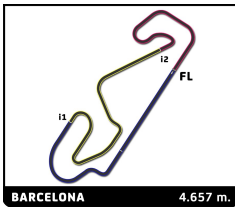
1	2	4:41.965 B	3:11.130	51.868	38.967		4:41.965
2	2	2:03.868	37.400	49.765	36.703	223.7	6:45.833
3	2	2:07.930	36.828	53.857	37.245	225.6	8:53.763
4	2	2:15.496	42.422	54.777	38.297	171.2	11:09.259
5	2	2:22.082	48.818	52.716	40.548	164.5	13:31.341
6	2	2:13.819	40.899	52.884	40.036	179.1	15:45.160
7	2	2:33.854	45.042	57.368	51.444	168.6	18:19.014
8	2	2:18.902	42.554	54.502	41.846	164.0	20:37.916
9	2	2:37.351	43.886	1:02.235	51.230	173.7	23:15.267
10	2	3:01.523 B	1:00.074	1:01.579	59.870	127.5	26:16.790

20 **Schubert Motorsport** BMW M4 GT3
1. Darren LEUNG
2. Daniel HARPER

1	2	1:43.163	32.457	40.798	29.908		1:43.163
2	2	1:40.986	30.290	40.644	30.052	264.5	3:24.149
3	2	1:40.905	30.211	40.644	30.050	263.9	5:05.054
4	2	1:41.993	30.900	40.807	30.286	264.5	6:47.047
5	2	1:41.839	30.358	40.808	30.673	263.9	8:28.886
6	2	1:42.129	30.809	40.893	30.427	262.0	10:11.015
7	2	1:50.665	30.702	40.993	38.970	265.8	12:01.680
8	2	3:09.792	53.095	1:19.740	56.957	166.2	15:11.472
9	2	2:47.843	57.589	1:03.588	46.666	96.0	17:59.315
10	2	1:54.480	30.702	43.220	40.558	261.3	19:53.795
11	2	3:03.874	52.326	1:15.002	56.546	180.6	22:57.669
12	2	2:52.761	1:06.143	1:00.979	45.639	94.0	25:50.430
13	2	1:42.308	30.857	40.991	30.460	260.7	27:32.738
14	2	1:42.706	30.581	41.565	30.560	265.2	29:15.444
15	2	1:42.143	30.390	41.264	30.489	265.2	30:57.587
16	2	1:42.678	30.533	41.659	30.486	267.1	32:40.265
17	2	1:42.574	30.392	41.627	30.555	267.1	34:22.839
18	2	1:43.571	30.764	42.087	30.720	267.8	36:06.410
19	2	1:43.167	30.563	41.212	31.392	265.8	37:49.577
20	2	1:46.958 B	30.479	41.649	34.830	266.5	39:36.535
21	1	3:45.506	2:30.696	42.854	31.956	183.6	43:22.041
22	1	1:46.223	31.733	42.819	31.671	261.3	45:08.264
23	1	1:45.682	31.377	42.693	31.612	263.2	46:53.946
24	1	1:46.097	31.986	42.484	31.627	265.8	48:40.043
25	1	1:47.909	32.447	43.817	31.645	265.2	50:27.952
26	1	1:45.762	31.391	42.479	31.892	262.0	52:13.714
27	1	1:45.433	31.497	42.449	31.487	262.0	53:59.147
28	1	1:46.319	31.463	42.315	32.541	265.2	55:45.466
29	1	1:46.087	31.578	42.592	31.917	262.0	57:31.553
30	1	1:45.718	31.670	42.325	31.723	261.3	59:17.271
31	1	1:45.427	31.491	42.442	31.494	264.5	1:01:02.698

23 **Overdrive Racing** Porsche 982 Cayman GT4 RS Clubsport
1. Pavel LEFTEROV
2. Stefan BOSTANDJIEV

1	2	2:01.181	41.165	46.095	33.921		2:01.181
2	2	1:53.400	34.114	45.504	33.782	237.4	3:54.581
3	2	1:52.243	33.657	45.080	33.506	247.7	5:46.824
4	2	1:53.371	33.926	46.046	33.399	238.9	7:40.195
5	2	1:53.648	34.197	45.065	34.386	242.7	9:33.843
6	2	1:54.080	34.104	46.370	33.606	239.5	11:27.923
7	2	2:09.299	37.255	53.388	38.656	232.8	13:37.222



GT WINTER SERIES GTWS BARCELONA 2023 Endurance Race

Amended

Sector Analysis

— Invalidated Lap ■ Personal Best ■ Session Best B Crossing the pit lane

Lap	D	Time	Sector 1	Sector 2	Sector 3	T.Spd	Elapsed	Lap	D	Time	Sector 1	Sector 2	Sector 3	T.Spd	Elapsed
8	2	2:13.859	43.082	53.234	37.543	154.9	15:51.081	1	2	2:03.574	42.603	47.205	33.766		2:03.574
9	2	2:31.040	47.190	57.205	46.645	163.2	18:22.121	2	2	1:51.809	33.372	45.374	33.063	244.9	3:55.383
10	2	2:04.545 B	34.492	50.973	39.080	237.4	20:26.666	3	2	1:52.010	33.497	44.856	33.657	246.0	5:47.393
11	1	3:53.585	2:33.900	45.844	33.841	162.3	24:20.251	4	2	1:51.306	33.523	44.858	32.925	245.4	7:38.699
12	1	<u>1:52.381</u>	34.051	<u>44.949</u>	33.381	237.9	26:12.632	5	2	1:51.404	33.485	44.718	33.201	245.4	9:30.103
13	1	1:52.077	33.737	44.681	33.659	238.4	28:04.709	6	2	1:51.883	33.670	44.888	33.325	244.9	11:21.986
14	1	1:52.659	33.755	45.727	33.177	238.9	29:57.368	7	2	2:12.174	39.408	53.210	39.556	222.8	13:34.160
15	1	1:52.157	33.967	44.723	33.467	238.9	31:49.525	8	2	2:13.223	41.878	53.426	37.919	151.6	15:47.383
16	1	1:52.357	33.774	45.312	33.271	239.5	33:41.882	9	2	2:32.602	47.287	56.318	48.997	163.5	18:19.985
17	1	1:57.132	38.407	45.209	33.516	240.5	35:39.014	10	2	2:00.836	35.505	49.291	36.040	233.3	20:20.821
18	1	1:53.238	34.005	45.675	33.558	237.9	37:32.252	11	2	2:48.820	45.189	1:14.199	49.432	237.4	23:09.641
19	1	1:52.904	33.924	45.337	33.643	238.9	39:25.156	12	2	2:56.373 B	1:03.343	1:01.894	51.136	117.3	26:06.014
20	1	1:52.722	34.024	45.356	33.342	238.4	41:17.878	13	1	3:52.991	2:32.216	46.556	34.219	162.8	29:59.005
21	1	1:52.678	33.873	45.425	33.380	238.4	43:10.556	14	1	1:55.994	34.482	46.586	34.526	243.8	31:54.599
22	1	1:53.221	33.938	45.769	33.514	238.9	45:03.777	15	1	1:55.417	34.654	46.252	34.511	243.2	33:50.016
23	1	1:52.938	33.910	45.478	33.550	238.4	46:56.715	16	1	1:56.239	35.270	46.691	34.278	242.1	35:46.255
24	1	1:52.992	34.004	45.543	33.445	238.9	48:49.707	17	1	1:54.320	34.170	46.077	34.073	242.1	37:40.575
25	1	1:52.825	34.144	45.047	33.634	239.5	50:42.532	18	1	1:56.629	34.646	46.757	35.226	243.2	39:37.204
26	1	1:52.520	33.895	45.187	33.438	239.5	52:35.052	19	1	1:58.219	35.238	47.369	35.612	237.9	41:35.423
27	1	1:53.053	33.914	45.538	33.601	239.5	54:28.105	20	1	1:56.464	35.822	46.085	34.557	239.5	43:31.887
28	1	1:52.889	33.938	45.271	33.680	239.5	56:20.994	21	1	1:57.311	35.463	47.299	34.549	241.6	45:29.198
29	1	1:52.936	33.892	45.427	33.617	239.5	58:13.930	22	1	1:57.795	35.275	47.428	35.092	241.6	47:26.993
30	1	1:53.817	34.065	45.452	34.300	240.0	1:00:07.747	23	1	1:58.365	35.909	47.148	35.308	242.7	49:25.358

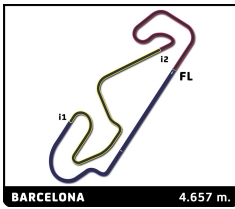
28 East Racing
1. Florian BLATTER
2. Yannick METTLER
Porsche 718 Cayman GT4 CS
Cup 3

1	2	2:04.720	43.129	47.506	34.085		2:04.720
2	2	1:52.100	33.458	44.979	33.663	250.5	3:56.820
3	2	1:51.734	33.450	44.873	33.411	249.4	5:48.554
4	2	1:52.440	33.588	45.169	33.683	252.3	7:40.994
5	2	1:52.942	33.937	45.069	33.936	249.4	9:33.936
6	2	1:52.330	33.690	45.041	33.599	247.7	11:26.266
7	2	2:09.752	37.479	53.445	38.828	227.0	13:36.018
8	2	2:13.299	43.183	53.060	37.056	168.6	15:49.317
9	2	2:31.550	47.595	56.522	47.433	174.0	18:20.867
10	2	2:00.488	34.857	49.983	35.648	237.4	20:21.355
11	2	2:49.209	45.524	1:14.075	49.610	193.1	23:10.564
12	2	2:51.050	1:03.699	1:01.221	46.130	100.9	26:01.614
13	2	1:58.205 B	35.453	45.191	37.561	244.9	27:59.819
14	1	4:03.937	2:34.665	49.692	39.580	168.0	32:03.756
15	1	2:05.425	36.410	50.433	38.582	244.3	34:09.181
16	1	2:13.964	37.652	52.739	43.573	238.4	36:23.145
17	1	2:13.630	37.042	58.125	38.463	240.0	38:36.775
18	1	2:23.222 B	36.951	56.934	49.337	239.5	40:59.997
19	1	3:14.247	1:40.404	54.157	39.686	143.2	44:14.244
20	1	2:18.927 B	39.060	53.230	46.637	230.3	46:33.171
21	1	2:32.444	58.516	54.972	38.956	155.3	49:05.615
22	1	2:11.294	38.737	52.834	39.723	224.2	51:16.909
23	1	2:14.105	42.104	51.018	40.983	226.5	53:31.014
24	1	2:17.476	44.491	52.429	40.556	156.0	55:48.490
25	1	2:13.393	40.485	52.882	40.026	223.7	58:01.883
26	1	2:19.699	41.544	56.612	41.543	155.8	1:00:21.582

29 East Racing
1. David HENN
2. Christopher ZOCHLING
Porsche 718 Cayman GT4 CS
Cup 3

32 Huber Racing
1. Jörg DREISOW
2. Manuel LAUCK
Porsche 991.2 GT3 R
GT3

1	1	1:49.113	34.860	42.558	31.695		1:49.113
2	1	1:47.000	32.408	42.807	31.785	261.3	3:36.113
3	1	<u>1:45.910</u>	31.712	<u>42.558</u>	31.640	260.7	5:22.023
4	1	1:46.777	31.760	42.929	32.088	260.1	7:08.800
5	1	1:47.428	32.145	43.157	32.126	259.5	8:56.228
6	1	1:47.294	31.935	42.987	32.372	260.1	10:43.522
7	1	1:56.102	32.043	47.698	36.361	257.6	12:39.624
8	1	2:37.591	35.058	1:06.251	56.282	246.0	15:17.215
9	1	2:47.962	59.184	1:00.624	48.154	117.7	18:05.177
10	1	1:53.117	33.052	43.828	36.237	257.6	19:58.294
11	1	3:00.021 B	52.243	1:14.715	53.063	186.8	22:58.315
12	2	3:46.120	2:31.420	42.822	31.878	182.4	26:44.435
13	2	1:44.370	31.348	41.698	31.324	260.1	28:28.805
14	2	1:43.551	31.129	41.447	30.975	259.5	30:12.356
15	2	1:44.333	31.075	42.111	31.147	260.7	31:56.689
16	2	1:46.503	32.095	43.415	30.993	261.3	33:43.192
17	2	1:46.316	33.094	42.067	31.155	262.6	35:29.508
18	2	1:44.270	31.097	41.798	31.375	262.0	37:13.778
19	2	1:47.902	31.926	43.772	32.204	263.9	39:01.680
20	2	1:45.635	31.744	42.074	31.817	263.2	40:47.315
21	2	1:45.012	31.286	42.003	31.723	260.7	42:32.327
22	2	1:44.737	31.351	42.033	31.353	258.2	44:17.064
23	2	1:45.438	31.830	42.379	31.229	260.7	46:02.502
24	2	1:47.278	32.108	43.348	31.822	263.2	47:49.780
25	2	1:44.812	31.385	42.128	31.299	264.5	49:34.592



GT WINTER SERIES GTWS BARCELONA 2023 Endurance Race

Amended

Sector Analysis

— Invalidated Lap ■ Personal Best ■ Session Best B Crossing the pit lane

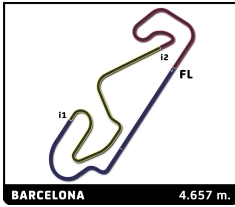
Lap	D	Time	Sector 1	Sector 2	Sector 3	T.Spd	Elapsed	Lap	D	Time	Sector 1	Sector 2	Sector 3	T.Spd	Elapsed
26	2	1:45.457	31.546	42.477	31.434	259.5	51:20.049	13	1	1:48.258	32.354	42.906	32.998	267.1	29:08.373
27	2	1:46.004	31.930	42.595	31.479	260.1	53:06.053	14	1	1:46.593	31.914	42.703	31.976	264.5	30:54.966
28	2	1:47.165	31.586	42.542	33.037	259.5	54:53.218	15	1	1:47.270	32.051	43.013	32.206	265.2	32:42.236
29	2	1:45.612	31.567	42.447	31.598	260.1	56:38.830	16	1	1:46.822	31.805	42.934	32.083	267.1	34:29.058
30	2	1:44.640	31.316	42.136	31.188	260.1	58:23.470	17	1	1:47.656	32.430	42.975	32.251	267.8	36:16.714
31	2	1:46.054	31.476	43.295	31.283	260.7	1:00:09.524	18	1	1:47.417	32.294	43.127	31.996	269.1	38:04.131

33	Huber Racing		Porsche 992 GT3 Cup												
	1. Johannes KAPFINGER		Cup 2												
Lap	D	Time	Sector 1	Sector 2	Sector 3	T.Spd	Elapsed								
1	1	1:54.575	38.560	43.615	32.400		1:54.575								
2	1	1:47.084	32.117	43.116	31.851	262.0	3:41.659								
3	1	1:46.410	31.903	42.619	31.888	264.5	5:28.069								
4	1	1:46.403	31.657	42.554	32.192	261.3	7:14.472								
5	1	1:46.553	31.698	42.681	32.174	262.0	9:01.025								
6	1	1:47.316	32.342	42.808	32.166	264.5	10:48.341								
7	1	1:52.062	31.723	44.314	36.025	263.2	12:40.403								
8	1	2:38.583	34.983	1:06.876	56.724	241.6	15:18.986								
9	1	2:46.570	58.973	1:00.050	47.547	126.3	18:05.556								
10	1	1:53.888	33.140	43.962	36.786	260.1	19:59.444								
11	1	2:59.361 B	51.863	1:14.680	52.818	188.4	22:58.805								
12	1	3:45.270	2:29.940	43.295	32.035	180.0	26:44.075								
13	1	1:48.168	32.790	42.996	32.382	262.0	28:32.243								
14	1	1:47.545	32.621	42.906	32.018	263.2	30:19.788								
15	1	1:46.727	31.828	42.926	31.973	262.6	32:06.515								
16	1	1:47.209	31.911	42.930	32.368	263.2	33:53.724								
17	1	1:47.449	32.062	43.466	31.921	263.2	35:41.173								
18	1	1:47.072	31.924	43.151	31.997	264.5	37:28.245								
19	1	1:47.567	31.795	43.317	32.455	263.2	39:15.812								
20	1	1:48.500	32.995	43.218	32.287	260.7	41:04.312								
21	1	1:47.325	32.050	43.177	32.098	263.9	42:51.637								
22	1	1:47.774	32.321	43.422	32.031	263.9	44:39.411								
23	1	1:47.246	31.868	42.942	32.436	263.9	46:26.657								
24	1	1:48.298	32.975	43.131	32.192	264.5	48:14.955								
25	1	1:48.244	32.757	43.328	32.159	263.2	50:03.199								
26	1	1:47.401	31.963	43.234	32.204	263.9	51:50.600								
27	1	1:47.037	31.970	43.030	32.037	264.5	53:37.637								
28	1	1:47.704	31.973	43.500	32.231	265.2	55:25.341								
29	1	1:47.994	32.013	43.009	32.972	262.6	57:13.335								
30	1	1:47.788	32.076	43.141	32.571	262.6	59:01.123								
31	1	1:47.828	32.196	43.306	32.326	265.2	1:00:48.951								

35	Huber Racing		Porsche 992 GT3 Cup												
	1. Dieter SVEPES 2. Michael KAPFINGER		Cup 2												
Lap	D	Time	Sector 1	Sector 2	Sector 3	T.Spd	Elapsed								
1	2	1:49.314	35.260	42.433	31.621		1:49.314								
2	2	1:45.785	31.536	42.514	31.735	268.4	3:35.099								
3	2	1:45.646	31.630	42.412	31.604	263.9	5:20.745								
4	2	1:46.133	31.595	42.573	31.965	264.5	7:06.878								
5	2	1:46.576	31.809	42.711	32.056	265.2	8:53.454								
6	2	1:46.711	32.040	42.763	31.908	262.6	10:40.165								
7	2	1:47.073	31.873	42.941	32.259	263.9	12:27.238								
8	2	2:48.153	32.460	1:18.964	56.729	260.7	15:15.391								
9	2	2:47.975	59.208	1:00.954	47.813	125.1	18:03.366								
10	2	1:53.260	32.911	42.886	37.463	253.4	19:56.626								
11	2	2:59.990 B	52.603	1:14.736	52.651	177.1	22:56.616								
12	1	4:23.499	3:04.780	46.620	32.099	184.6	27:20.115								

36	Kenneth Heyer		Mercedes AMG GT3												
	1. Kenneth HEYER		GT3												
Lap	D	Time	Sector 1	Sector 2	Sector 3	T.Spd	Elapsed								
1	1	1:46.734	34.071	41.865	30.798		1:46.734								
2	1	1:43.563	31.055	41.613	30.895	256.4	3:30.297								
3	1	1:43.451	31.099	41.643	30.709	256.4	5:13.748								
4	1	1:43.076	31.040	41.432	30.604	256.4	6:56.824								
5	1	1:43.323	31.127	41.455	30.741	256.4	8:40.147								
6	1	1:43.071	30.937	41.522	30.612	256.4	10:23.218								
7	1	1:47.786	31.021	41.625	35.140	257.0	12:11.004								
8	1	3:03.803	47.082	1:19.683	57.038	168.3	15:14.807								
9	1	2:48.411	58.567	1:01.442	48.402	106.8	18:03.218								
10	1	1:52.986	31.972	42.343	38.671	252.3	19:56.204								
11	1	2:58.384 B	52.530	1:14.517	51.337	175.4	22:54.588								
12	1	3:41.619	2:27.223	42.190	32.206	182.1	26:36.207								
13	1	1:44.041	31.328	41.747	30.966	254.0	28:20.248								
14	1	1:43.829	31.246	41.579	31.004	256.4	30:04.077								
15	1	1:44.623	31.120	42.061	31.442	257.0	31:48.700								
16	1	1:44.761	31.518	41.896	31.347	255.8	33:33.461								
17	1	1:46.518	32.430	42.240	31.848	260.7	35:19.979								
18	1	1:45.216	31.517	41.923	31.776	255.8	37:05.195								
19	1	1:44.239	31.201	42.103	30.935	258.9	38:49.434								
20	1	1:44.333	31.197	42.181	30.955	257.0	40:33.767								
21	1	1:49.261 B	31.060	42.135	36.066	256.4	42:23.028								
22	1	2:03.968	50.181	42.139	31.648	184.9	44:26.996								
23	1	1:44.785	31.414	41.958	31.413	255.2	46:11.781								
24	1	1:44.784	31.467	41.850	31.467	257.6	47:56.565								
25	1	1:46.136	31.802	42.286	32.048	258.9	49:42.701								
26	1	1:44.880	31.708	42.082	31.090	255.8	51:27.581								
27	1	1:45.030	31.317	42.053	31.660	257.0	53:12.611								
28	1	1:44.920	31.542	42.001	31.377	255.2	54:57.531								
29	1	1:46.458	31.560	43.423	31.475	259.5	56:43.989								
30	1	1:45.854	31.921	42.421	31.512	258.2	58:29.843								
31	1	1:44.445	31.183	42.015	31.247	255.8	1:00:14.288								

37	NM Racing Team		Mercedes AMG GT4												
	1. Manel LAO 2. Alberto DE MARTIN		GT4												
Lap	D	Time	Sector 1	Sector 2	Sector 3	T.Spd	Elapsed								
1	1	1:46.734	34.071	41.865	30.798		1:46.734								
2	1	1:43.563	31.055	41.613	30.895	256.4	3:30.297								
3	1	1:43.451	31.099	41.643	30.709	256.4	5:13.748								
4	1	1:43.076	31.040	41.432	30.604	256.4	6:56.824								
5	1	1:43.323	31.127	41.455	30.741	256.4	8:40.147								
6	1	1:43.071	30.937	41.522	30.612	256.4	10:23.218								
7	1	1:47.786	31.021	41.625	35.140	257.0	12:11.004								
8	1	3:03.803	47.082	1:19.683	57.038	168.3	15:14.807								
9	1	2:48.411	58.567	1:01.442	48.402	106.8	18:03.218								
10	1	1:52.986	31.972	42.343	38.671	252.3	19:56.204								
11	1	2:58.384 B	52.530	1:14.517	51.337	175.4	22:54.588								
12	1	3:41.619	2:27.223	42.190	32.206	182.1	26:36.207								
13	1	1:44.041	31.328	41.747	30.966	254.0	28:20.248								
14	1	1:43.829	31.246	41.579	31.004	256.4	30:04.077								
15	1	1:44.623	31.120	42.061	31.442	257.0	31:48.700								
16	1	1:44.761	31.518	41.896	31.347	255.8	33:33.461								
17	1	1:46.518	32.430	42.240	31.848	260.7	35:19.979								
18	1	1:45.216	31.517	41.923	31.776	255.8	37:05.195								
19	1	1:44.239	31.201	42.103	30.935	258.9	38:49.434								
20	1	1:44.333	31.197	42.181	30.955	257.0	40:33.767								
21	1	1:49.261 B	31.060	42.135	36.066	256.4	42:23.028								
22	1	2:03.968	50.181	42.139	31.648	184.9	44:26.996								
23	1	1:44.785	31.414	41.958	31.413	255.2	46:11.781								
24	1	1:44.784	31.467	41.850	31.467	257.6	47:56.565								
25	1	1:46.136	31.802	42.286	32.048	258.9	49:42.701								
26	1	1:44.880	31.708	42.082	31.090	255.8	51:27.581								
27	1	1:45.030	31.317	42.053	31.660	257.0	53:12.611								
28	1	1:44.920	31.542	42.001	31.377	255.2	54:57.531								
29	1	1:46.458	31.560	43.423	31.475	259.5	56:43.989								
30	1	1:45.854	31.921	42.421	31.512	258.2	58:29.843								
31	1	1:44.445	31.183	42.015	31.247	255.8	1:00:14.288								



GT WINTER SERIES GTWS BARCELONA 2023 Endurance Race

Amended

Sector Analysis

— Invalidated Lap ■ Personal Best ■ Session Best B Crossing the pit lane

Lap	D	Time	Sector 1	Sector 2	Sector 3	T.Spd	Elapsed	Lap	D	Time	Sector 1	Sector 2	Sector 3	T.Spd	Elapsed
20	1	1:51.705	33.234	44.888	33.583	267.1	43:03.602	8	1	2:46.385	59.366	59.861	47.158	100.1	18:10.391
21	1	1:51.563	32.956	44.693	33.914	265.2	44:55.165	9	1	2:05.491	33.484	55.262	36.745	258.2	20:15.882
22	1	1:52.135	32.994	45.189	33.952	264.5	46:47.300	10	1	2:51.938	46.640	1:14.384	50.914	216.1	23:07.820
23	1	1:51.563	33.157	44.444	33.962	264.5	48:38.863	11	1	2:53.136	1:03.328	1:02.150	47.658	118.6	26:00.956
24	1	1:53.904	33.144	46.407	34.353	265.8	50:32.767	12	1	1:51.680	33.610	44.551	33.519	257.6	27:52.636
25	1	1:54.579	33.031	46.619	34.929	264.5	52:27.346	13	1	1:50.782	33.099	44.045	33.638	258.9	29:43.418
26	1	1:52.755	33.162	44.792	34.801	265.2	54:20.101	14	1	1:50.976	33.058	44.384	33.534	260.1	31:34.394
27	1	1:52.023	33.341	44.645	34.037	264.5	56:12.124	15	1	1:53.647	33.952	45.782	33.913	260.7	33:28.041
28	1	1:51.711	33.268	44.492	33.951	264.5	58:03.835	16	1	1:51.884	33.026	45.385	33.473	259.5	35:19.925
29	1	1:53.559	33.672	45.680	34.207	264.5	59:57.394	17	1	1:51.468	33.997	44.156	33.315	257.6	37:11.393
30	1	1:53.086	33.016	45.698	34.372	265.8	1:01:50.480	18	1	1:51.608	32.921	44.298	34.389	261.3	39:03.001
								19	1	1:53.831	33.687	45.011	35.133	262.0	40:56.832
								20	1	1:52.919	34.795	44.496	33.628	221.9	42:49.751
								21	1	2:04.137 B	33.145	45.946	45.046	259.5	44:53.888

57 **M-Tech** Porsche 992 GT3 Cup
1. Per ANDERSON
2. Mattias ASTRAND
Cup 2

1	1	1:50.504	35.577	43.020	31.907		1:50.504
2	1	1:46.722	31.884	42.913	31.932	262.6	3:37.233
3	1	1:46.758	31.809	42.804	32.145	262.0	5:23.991
4	1	1:47.982	32.345	43.081	32.556	260.1	7:11.973
5	1	1:48.908	32.822	43.461	32.625	260.1	9:00.881
6	1	1:49.296	33.117	43.545	32.634	264.5	10:50.177
7	1	1:50.908	32.037	43.721	35.150	262.0	12:41.085
8	1	2:38.574	34.968	1:07.117	56.489	242.1	15:19.659
9	1	2:46.668	59.238	59.914	47.516	116.3	18:06.327
10	1	1:54.065	33.503	43.729	36.833	263.2	20:00.392
11	1	2:59.061 B	51.750	1:14.471	52.840	173.4	22:59.453
12	2	3:56.083	2:37.232	45.278	33.573	170.7	26:55.536
13	2	1:49.703	32.749	43.987	32.967	259.5	28:45.239
14	2	1:48.779	32.388	43.695	32.696	260.1	30:34.018
15	2	1:49.167	32.488	43.400	33.279	260.7	32:23.185
16	2	1:50.178	33.203	44.319	32.656	262.0	34:13.363
17	2	1:48.583	32.392	43.527	32.664	261.3	36:01.946
18	2	1:49.787	32.525	43.399	33.863	261.3	37:51.733
19	2	1:48.714	32.374	43.684	32.656	262.0	39:40.447
20	2	1:58.979	32.186	53.617	33.176	262.0	41:39.426
21	2	1:49.742	32.554	44.414	32.774	261.3	43:29.168
22	2	1:49.011	32.382	43.683	32.946	261.3	45:18.179
23	2	1:49.040	32.330	43.855	32.855	262.6	47:07.219
24	2	1:51.045	33.298	44.746	33.001	260.7	48:58.264
25	2	1:49.616	32.884	43.831	32.901	265.2	50:47.880
26	2	1:49.233	32.546	43.817	32.870	262.0	52:37.113
27	2	1:49.069	32.348	43.906	32.815	263.2	54:26.182
28	2	1:50.280	33.027	44.106	33.147	264.5	56:16.462
29	2	1:48.230	32.258	43.303	32.669	261.3	58:04.692
30	2	1:50.321	33.105	44.342	32.874	263.9	59:55.013
31	2	1:48.967	32.575	43.730	32.662	262.0	1:01:43.980

58 **Kjellin Motorsports** Porsche 992 GT3 Cup
1. Mattias KJELLIN
Cup 2

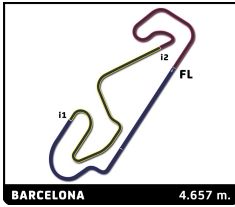
1	1	2:29.969 B	48.263	51.022	50.684		2:29.969
2	1	2:47.917 B	1:20.016	46.179	41.722	181.8	5:17.886
3	1	2:12.494	54.099	45.522	32.873	180.6	7:30.380
4	1	1:50.473	32.728	43.476	34.269	260.1	9:20.853
5	1	1:51.361	34.594	43.724	33.043	200.2	11:12.214
6	1	1:56.701	37.215	45.045	34.441	202.5	13:08.915
7	1	2:15.091	35.013	47.169	52.909	233.8	15:24.006

71 **Razoon** KTM X-BOW GTX
1. Denis LIEBL
Cup X

1	1	2:02.864	41.606	47.261	33.997		2:02.864
2	1	1:51.058	33.092	44.889	33.077	255.8	3:53.922
3	1	1:50.959	33.086	44.525	33.348	265.8	5:44.881
4	1	1:50.801	33.314	44.405	33.082	262.0	7:35.682
5	1	1:50.450	32.972	44.491	32.987	260.7	9:26.132
6	1	1:51.156	32.899	44.485	33.772	262.6	11:17.288
7	1	2:14.384	41.255	52.663	40.466	251.7	13:31.672
8	1	2:13.899	40.935	52.949	40.015	179.7	15:45.571
9	1	2:33.775	45.384	57.310	51.081	177.6	18:19.346
10	1	2:04.677 B	33.693	47.907	43.077	252.3	20:24.023
11	1	3:53.410	2:33.843	45.121	34.446	177.6	24:17.433
12	1	1:50.729	33.197	43.985	33.547	257.0	26:08.162
13	1	1:49.343	32.608	43.745	32.990	260.1	27:57.505
14	1	1:50.587	32.901	44.452	33.234	262.0	29:48.092
15	1	1:51.639	33.387	44.566	33.686	263.2	31:39.731
16	1	1:52.962	33.532	45.000	34.430	263.2	33:32.693
17	1	1:52.013	33.199	44.805	34.009	262.6	35:24.706
18	1	2:40.530 B	44.547	1:00.908	55.075	263.2	38:05.236
19	1	4:50.733 B	2:48.757	1:04.562	57.414	143.1	42:55.969

84 **CV Performance** Mercedes AMG GT4
1. Fabio RAUER
GT4

1	1	2:02.340	41.923	46.234	34.183		2:02.340
2	1	1:53.612	34.279	45.532	33.801	238.9	3:55.952
3	1	1:51.908	33.422	44.991	33.495	242.7	5:47.860
4	1	1:51.583	33.601	44.857	33.125	242.7	7:39.443
5	1	1:51.111	33.428	44.624	33.059	241.6	9:30.554
6	1	1:51.745	33.579	44.901	33.265	242.1	11:22.299
7	1	2:12.406	39.680	53.183	39.543	213.6	13:34.705
8	1	2:13.302	41.915	53.290	38.097	151.8	15:48.007
9	1	2:32.176	47.227	56.563	48.386	160.1	18:20.183
10	1	1:59.919	35.166	48.524	36.229	234.3	20:20.102
11	1	2:53.527 B	45.181	1:14.368	53.978	234.3	23:13.629
12	1	4:01.365	2:38.345	47.826	35.194	160.8	27:14.994
13	1	1:53.216	34.285	45.380	33.551	239.5	29:08.210
14	1	1:52.325	33.964	44.838	33.523	244.3	31:00.535
15	1	1:52.114	33.757	45.043	33.314	239.5	32:52.649
16	1	1:51.678	33.683	44.742	33.253	240.5	34:44.327



GT WINTER SERIES GTWS BARCELONA 2023 Endurance Race

Amended

Sector Analysis

— Invalidated Lap ■ Personal Best ■ Session Best B Crossing the pit lane

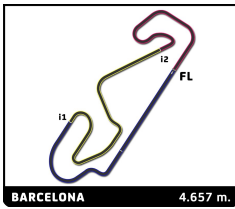
Lap	D	Time	Sector 1	Sector 2	Sector 3	T.Spd	Elapsed	Lap	D	Time	Sector 1	Sector 2	Sector 3	T.Spd	Elapsed
17	1	1:51.850	33.768	44.952	33.130	240.0	36:36.177	20	1	1:49.226	32.523	43.651	33.052	262.6	41:24.042
18	1	1:52.614	34.262	45.063	33.289	240.5	38:28.791	21	1	1:47.990	32.351	43.108	32.531	262.0	43:12.032
19	1	1:52.429	33.807	45.173	33.449	241.1	40:21.220	22	1	1:49.446	32.729	43.837	32.880	264.5	45:01.478
20	1	1:53.022	33.787	45.481	33.754	240.5	42:14.242	23	1	1:49.322	32.544	44.033	32.745	262.0	46:50.800
21	1	1:53.301	33.893	45.557	33.851	241.1	44:07.543	24	1	1:48.471	32.590	43.281	32.600	262.6	48:39.271
22	1	1:52.545	33.949	45.080	33.516	239.5	46:00.088	25	1	1:50.024	32.994	43.807	33.223	265.8	50:29.295
23	1	1:54.503	34.991	45.672	33.840	241.1	47:54.591	26	1	1:49.107	32.494	43.404	33.209	262.6	52:18.402
24	1	1:53.871	34.296	45.785	33.790	241.6	49:48.462	27	1	1:48.569	32.722	43.214	32.633	260.7	54:06.971
25	1	1:53.167	34.015	45.453	33.699	240.5	51:41.629	28	1	1:48.754	32.468	43.447	32.839	261.3	55:55.725
26	1	1:53.748	33.908	46.107	33.733	241.1	53:35.377	29	1	1:48.288	32.469	43.375	32.444	263.2	57:44.013
27	1	1:53.874	34.258	45.513	34.103	241.1	55:29.251	30	1	2:10.436	52.807	45.014	32.615	263.9	59:54.449
28	1	1:53.581	34.316	45.521	33.744	242.1	57:22.832	31	1	1:49.174	32.530	43.565	33.079	261.3	1:01:43.623
29	1	1:53.655	34.181	45.584	33.890	240.5	59:16.487								
30	1	1:54.937	34.534	45.872	34.531	240.5	1:01:11.424								

CV Performance		Mercedes AMG GT4					
85	1. Simon PRIMM						
	2. Jan Philipp SPRINGOB						
1	1	2:03.952	42.391	47.581	33.980	2:03.952	
2	1	1:52.345	33.733	45.109	33.503	240.5	3:56.297
3	1	1:51.884	33.459	44.903	33.522	243.2	5:48.181
4	1	1:52.209	33.671	45.360	33.178	246.0	7:40.390
5	1	1:53.099	34.127	45.131	33.841	243.8	9:33.489
6	1	1:52.069	33.937	44.989	33.143	241.1	11:25.558
7	1	2:09.739	37.178	53.567	38.994	241.1	13:35.297
8	1	2:13.493	43.064	52.945	37.484	167.8	15:48.790
9	1	2:31.685	47.474	56.288	47.923	180.9	18:20.475
10	1	2:01.333	35.491	50.393	35.449	233.8	20:21.808
11	1	2:53.120 B	45.790	1:14.124	53.206	202.1	23:14.928
12	2	4:00.426	2:37.389	47.761	35.276	156.9	27:15.354
13	2	1:53.020	34.125	45.378	33.517	242.7	29:08.374
14	2	1:52.493	34.022	45.074	33.397	246.5	31:00.867
15	2	1:52.113	33.692	45.058	33.363	243.8	32:52.980
16	2	1:58.100 B	33.687	46.027	38.386	244.3	34:51.080

Laptime Performance		Porsche 992 GT3 Cup					
90	1. Mick PARDO						
1	1	1:53.775	37.206	43.974	32.595	1:53.775	
2	1	1:47.615	32.197	43.386	32.032	260.1	3:41.390
3	1	1:48.276	32.200	43.942	32.134	262.0	5:29.666
4	1	1:47.820	32.281	43.119	32.420	261.3	7:17.486
5	1	1:48.155	32.459	43.185	32.511	260.7	9:05.641
6	1	1:47.529	32.065	43.106	32.358	262.0	10:53.170
7	1	1:50.376	32.034	44.675	33.667	262.0	12:43.546
8	1	2:36.927	34.292	1:06.888	55.747	232.8	15:20.473
9	1	2:46.312	59.154	1:00.399	46.759	94.8	18:06.785
10	1	1:54.585	33.796	45.003	35.786	263.9	20:01.370
11	1	2:59.627 B	51.655	1:14.235	53.737	164.5	23:00.997
12	1	3:51.497	2:33.724	44.367	33.406	173.7	26:52.494
13	1	1:50.004	33.159	44.118	32.727	258.9	28:42.498
14	1	1:47.951	32.289	43.152	32.510	261.3	30:30.449
15	1	1:48.286	32.342	43.246	32.698	262.6	32:18.735
16	1	1:48.253	32.358	42.941	32.954	260.7	34:06.988
17	1	1:48.353	32.458	43.291	32.604	261.3	35:55.341
18	1	1:49.313	32.483	43.318	33.512	263.2	37:44.654
19	1	1:50.162	32.523	44.418	33.221	261.3	39:34.816

91		Michael Joos					Porsche 991.2 GT3 R				
		1. Michael JOOS					GT3				
1	1	1:46.033	33.787	41.510	30.736	1:46.033					
2	1	1:42.215	30.683	41.029	30.503	260.1	3:28.248				
3	1	1:42.555	30.783	41.233	30.539	260.1	5:10.803				
4	1	1:42.781	30.885	41.197	30.699	260.1	6:53.584				
5	1	1:42.796	30.890	41.202	30.704	258.2	8:36.380				
6	1	1:43.492	30.999	41.580	30.913	260.1	10:19.872				
7	1	1:48.765	30.883	41.820	36.062	259.5	12:08.637				
8	1	3:04.416	47.958	1:19.613	56.845	158.9	15:13.053				
9	1	2:47.340	57.845	1:02.796	46.699	107.9	18:00.393				
10	1	1:55.110	31.067	43.329	40.714	260.1	19:55.503				
11	1	2:57.145 B	52.248	1:15.074	49.823	180.9	22:52.648				
12	1	3:41.694	2:27.656	41.693	32.345	182.1	26:34.342				
13	1	1:42.737	30.996	41.410	30.331	257.0	28:17.079				
14	1	1:43.046	30.970	41.406	30.670	259.5	30:00.125				
15	1	1:44.061	31.846	41.753	30.462	259.5	31:44.186				
16	1	1:46.754	31.339	42.898	32.517	261.3	33:30.940				
17	1	1:44.826	31.655	42.275	30.896	261.3	35:15.766				
18	1	1:45.342	31.003	41.694	32.645	260.1	37:01.108				
19	1	1:43.045	31.038	41.517	30.490	257.0	38:44.153				
20	1	1:44.336	31.078	42.304	30.954	259.5	40:28.489				
21	1	1:44.204	31.172	41.892	31.140	257.6	42:12.693				
22	1	1:47.523 B	31.056	42.268	34.199	258.9	44:00.216				
23	1	2:02.552	50.165	41.638	30.749	184.0	46:02.768				
24	1	1:47.296	32.024	43.290	31.982	260.1	47:50.064				
25	1	1:44.795	32.238	41.638	30.919	262.6	49:34.859				
26	1	1:45.526	31.637	42.467	31.422	260.7	51:20.385				
27	1	1:45.939	31.752	42.593	31.594	260.7	53:06.324				
28	1	1:45.380	31.378	42.596	31.406	260.1	54:51.704				
29	1	1:44.784	31.244	42.204	31.336	259.5	56:36.488				
30	1	1:44.597	31.438	42.094	31.065	258.2	58:21.085				
31	1	1:45.233	31.714	42.077	31.442	259.5	1:00:06.318				

93		Klaus Horn					Porsche 991.1 GT3 R				
		1. Klaus HORN					GT3				
		2. Kurt ECKE									
1	2	1:59.637	40.087	45.680	33.870	1:59.637					
2	2	1:51.645	33.180	44.542	33.923	254.6	3:51.282				
3	2	1:51.418	33.981	44.079	33.358	252.3	5:42.700				
4	2	1:50.590	32.814	44.320	33.456	254.6	7:33.290				
5	2	1:50.813	32.999	44.149	33.665	252.8	9:24.103				
6	2	1:52.031	34.003	44.278	33.750	244.9	11:16.134				



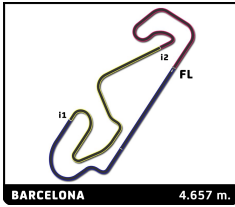
GT WINTER SERIES
GTWS BARCELONA 2023
 Endurance Race

Amended

Sector Analysis

— Invalidated Lap ■ Personal Best ■ Session Best B Crossing the pit lane

Lap	D	Time	Sector 1	Sector 2	Sector 3	T.Spd	Elapsed	Lap	D	Time	Sector 1	Sector 2	Sector 3	T.Spd	Elapsed
<div style="display: flex; justify-content: space-between;"> <div style="border: 1px solid black; padding: 5px;"> 95 </div> <div> Allied Racing 1.Alexander HARTVIG 2.Egor LITVINENKO </div> <div style="text-align: right;"> Porsche 718 Cayman GT4 RS GT4 </div> </div>															
7	2	1:58.315	36.898	46.667	34.750	243.2	13:14.449								
8	2	2:12.698	34.726	45.590	52.382	241.6	15:27.147								
9	2	2:46.313	1:00.891	57.970	47.452	115.7	18:13.460								
10	2	2:03.089	33.936	52.556	36.597	249.4	20:16.549								
11	2	2:56.343	B 47.150	1:14.362	54.831	221.9	23:12.892								
12	1	4:14.873	2:56.296	45.199	33.378	163.7	27:27.765								
13	1	1:50.939	33.776	44.335	32.828	252.3	29:18.704								
14	1	1:49.277	32.787	43.821	32.669	254.6	31:07.981								
15	1	1:47.986	32.539	43.251	32.196	254.0	32:55.967								
16	1	1:48.577	32.388	43.571	32.618	256.4	34:44.544								
17	1	1:47.917	32.277	43.038	32.602	255.2	36:32.461								
18	1	1:48.575	32.479	43.233	32.863	257.6	38:21.036								
19	1	1:48.823	32.819	43.235	32.769	252.3	40:09.859								
20	1	1:49.015	32.445	43.998	32.572	255.2	41:58.874								
21	1	1:48.522	32.933	43.128	32.461	255.2	43:47.396								
22	1	1:47.881	32.396	43.099	32.386	253.4	45:35.277								
23	1	1:49.357	32.523	43.868	32.966	254.6	47:24.634								
24	1	1:48.317	32.446	43.394	32.477	252.8	49:12.951								
25	1	1:49.271	32.408	43.983	32.880	255.8	51:02.222								
26	1	1:49.801	32.459	44.360	32.982	255.2	52:52.023								
27	1	1:50.104	32.490	44.479	33.135	254.0	54:42.127								
28	1	1:49.489	32.946	43.597	32.946	252.3	56:31.616								
29	1	1:49.106	32.668	43.687	32.751	254.0	58:20.722								
30	1	1:52.003	33.873	44.649	33.481	254.0	1:00:12.725								
<div style="display: flex; justify-content: space-between;"> <div style="border: 1px solid black; padding: 5px;"> 96 </div> <div> Razoon 1.Leo PICHLER 2.Andreas HÖFLER </div> <div style="text-align: right;"> Porsche Cayman GT4 RSCS GT4 </div> </div>															
1	1	2:01.238	41.738	45.690	33.810		2:01.238								
2	1	1:51.232	33.424	44.198	33.610	245.4	3:52.470								
3	1	1:51.356	33.752	44.377	33.227	246.5	5:43.826								
4	1	1:50.827	33.394	44.246	33.187	247.1	7:34.653								
5	1	1:51.171	33.378	44.565	33.228	246.5	9:25.824								
6	1	1:51.831	33.836	44.671	33.324	245.4	11:17.655								
7	1	2:14.360	41.424	52.525	40.411	247.1	13:32.015								
8	1	2:13.754	40.990	52.891	39.873	180.9	15:45.769								
9	1	2:33.804	45.898	57.182	50.724	172.8	18:19.573								
10	1	2:05.231	B 34.324	47.622	43.285	238.4	20:24.804								
11	2	3:56.944	2:36.496	46.449	33.999	164.0	24:21.748								
12	2	1:52.287	33.844	44.955	33.488	243.8	26:14.035								
13	2	1:53.165	33.869	45.367	33.929	246.0	28:07.200								
14	2	1:53.003	33.676	45.356	33.971	244.9	30:00.203								
15	2	1:54.602	33.985	46.110	34.507	246.0	31:54.805								
16	2	1:55.371	34.711	46.220	34.440	246.5	33:50.176								
17	2	1:54.999	34.329	46.040	34.630	242.1	35:45.175								
18	2	1:53.929	34.011	45.894	34.024	244.9	37:39.104								
19	2	1:53.877	34.018	45.697	34.162	243.8	39:32.981								
20	2	1:54.648	33.955	46.532	34.161	243.8	41:27.629								
21	2	1:54.251	33.813	45.819	34.619	245.4	43:21.880								
22	2	1:54.386	34.112	46.160	34.114	242.7	45:16.266								
23	2	1:55.596	34.084	47.309	34.203	244.9	47:11.862								
24	2	1:54.192	34.056	45.675	34.461	245.4	49:06.054								
25	2	1:53.952	34.020	45.697	34.235	243.8	51:00.006								
26	2	1:54.555	33.887	46.613	34.055	244.9	52:54.561								
27	2	1:53.153	33.895	45.506	33.752	244.3	54:47.714								
28	2	1:54.757	34.391	46.262	34.097	243.8	56:42.471								
29	2	1:56.239	34.973	46.602	34.664	244.3	58:38.710								
30	2	1:56.462	34.068	46.450	35.944	244.9	1:00:35.172								
<div style="display: flex; justify-content: space-between;"> <div style="border: 1px solid black; padding: 5px;"> 99 </div> <div> Michael Klein 1.Felix VOIGTMANN 2.Michael KLEIN </div> <div style="text-align: right;"> Porsche 991 GT3 Cup Cup 2 </div> </div>															
1	1	2:15.592	47.539	50.436	37.617		2:15.592								
2	1	2:03.383	36.324	49.349	37.710	254.6	4:18.975								
3	1	2:04.178	36.577	49.779	37.822	252.3	6:23.153								
4	1	2:06.237	36.957	50.272	39.008	248.2	8:29.390								
5	1	17:08.023	B ...	1:01.179	51.612	139.9	25:37.413								
6	1	3:49.562	2:27.596	47.131	34.835	174.0	29:26.975								
7	1	1:55.064	34.297	45.845	34.922	251.1	31:22.039								
8	1	1:54.712	34.239	46.008	34.465	252.8	33:16.751								
9	1	1:54.501	34.749	45.474	34.278	234.3	35:11.252								
10	1	1:55.002	33.972	45.842	35.188	255.8	37:06.254								
11	1	1:54.114	34.160	45.473	34.481	255.8	39:00.368								
12	1	1:55.910	35.522	45.840	34.548	256.4	40:56.278								
13	1	1:58.562	35.444	47.639	35.479	242.1	42:54.840								
14	1	1:54.867	34.578	45.862	34.427	254.0	44:49.707								
15	1	1:53.888	34.038	45.811	34.039	252.8	46:43.595								
16	1	1:54.105	34.035	45.735	34.335	253.4	48:37.700								
17	1	1:56.318	35.860	45.886	34.572	253.4	50:34.018								
18	1	1:55.727	34.986	46.336	34.405	254.0	52:29.745								
19	1	1:53.837	33.992	45.551	34.294	254.0	54:23.582								



GT WINTER SERIES GTWS BARCELONA 2023 Endurance Race

Amended

Sector Analysis

— Invalidated Lap ■ Personal Best ■ Session Best B Crossing the pit lane

Lap	D	Time	Sector 1	Sector 2	Sector 3	T.Spd	Elapsed	Lap	D	Time	Sector 1	Sector 2	Sector 3	T.Spd	Elapsed
20	1	1:54.322	33.874	45.181	35.267	255.8	56:17.904	17	1	1:50.454	32.920	44.506	33.028	260.1	37:12.091
21	1	1:53.663	34.143	45.236	34.284	254.6	58:11.567	18	1	1:51.646	32.764	44.747	34.135	260.1	39:03.737
22	1	1:59.772 B	34.313	46.239	39.220	255.2	1:00:11.339	19	1	1:53.870	33.415	45.414	35.041	260.7	40:57.607

128 **MS Racing** Porsche 718 Cayman GT4 CS Cup 3
 1. Andreas GREILING
 2. Jens RICHTER

1	1	2:06.925	44.110	48.111	34.704		2:06.925
2	1	1:54.565	34.539	46.110	33.916	241.1	4:01.490
3	1	1:54.364	34.380	45.960	34.024	243.2	5:55.854
4	1	1:54.992	34.537	46.358	34.097	240.5	7:50.846
5	1	1:54.113	34.269	45.758	34.086	241.6	9:44.959
6	1	1:54.439	34.422	45.911	34.106	240.0	11:39.398
7	1	2:04.660	37.565	49.710	37.385	179.1	13:44.058
8	1	2:10.208	40.246	52.858	37.104	185.8	15:54.266
9	1	2:32.237	48.060	55.784	48.393	140.5	18:26.503
10	1	2:06.634 B	35.329	50.446	40.859	235.8	20:33.137
11	2	3:53.475	2:33.118	45.884	34.473	160.8	24:26.612
12	2	1:53.322	33.995	45.232	34.095	240.5	26:19.934
13	2	1:53.225	33.967	45.414	33.844	243.2	28:13.159
14	2	1:53.939	33.600	45.841	34.498	243.8	30:07.098
15	2	1:53.669	33.874	45.787	34.008	243.8	32:00.767
16	2	1:54.532	33.796	45.731	35.005	243.8	33:55.299
17	2	1:55.316	34.878	45.973	34.465	242.7	35:50.615
18	2	1:54.425	33.868	45.804	34.753	245.4	37:45.040
19	2	1:54.928	34.308	46.408	34.212	245.4	39:39.968
20	2	1:55.640	34.222	47.211	34.207	243.2	41:35.608
21	2	1:57.259	36.380	46.520	34.359	246.0	43:32.867
22	2	1:56.857	35.977	46.628	34.252	243.8	45:29.724
23	2	1:57.411	34.950	47.890	34.571	241.1	47:27.135
24	2	1:54.925	34.848	45.730	34.347	242.7	49:22.060
25	2	1:54.096	34.024	45.803	34.269	243.8	51:16.156
26	2	1:56.581	34.795	47.577	34.209	243.2	53:12.737
27	2	1:54.440	34.310	45.630	34.500	244.3	55:07.177
28	2	1:55.379	34.424	46.374	34.581	243.8	57:02.556
29	2	1:55.771	34.425	46.685	34.661	243.2	58:58.327
30	2	1:56.545	34.943	46.420	35.182	243.2	1:00:54.872

213 **MS Racing** Porsche 992 GT3 Cup Cup 2
 1. Lena KNÖTZL
 2. Andreas MAYRL

1	2	1:54.072	37.425	44.406	32.241		1:54.072
2	2	1:48.098	32.324	43.791	31.983	261.3	3:42.170
3	2	1:47.739	31.872	43.816	32.051	259.5	5:29.909
4	2	1:47.885	32.244	43.688	31.953	260.1	7:17.794
5	2	1:48.184	32.385	43.352	32.447	260.7	9:05.978
6	2	1:47.603	32.126	43.239	32.238	260.1	10:53.581
7	2	1:50.346	32.010	44.641	33.695	260.1	12:43.927
8	2	2:37.309	34.187	1:07.356	55.766	237.9	15:21.236
9	2	2:46.546	59.093	1:00.285	47.168	101.8	18:07.782
10	2	1:54.130	33.669	44.662	35.799	258.2	20:01.912
11	2	2:58.485	51.945	1:14.157	52.383	181.8	23:00.397
12	2	2:58.816 B	1:05.429	1:00.885	52.502	88.3	25:59.213
13	1	3:48.324	2:30.632	44.216	33.476	169.1	29:47.537
14	1	1:51.423	33.440	44.621	33.362	258.9	31:38.960
15	1	1:51.593	32.718	45.153	33.722	259.5	33:30.553
16	1	1:51.084	33.106	44.659	33.319	258.9	35:21.637

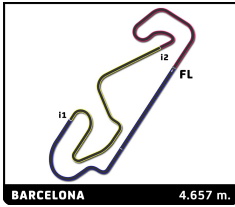
20	1	1:52.725	34.252	45.316	33.157	260.1	42:50.332
21	1	1:53.188	33.715	45.229	34.244	262.6	44:43.520
22	1	1:50.395	32.852	44.257	33.286	258.9	46:33.915
23	1	1:51.731	32.964	45.095	33.672	258.2	48:25.646
24	1	1:50.589	32.942	44.343	33.304	258.2	50:16.235
25	1	1:50.224	32.608	44.164	33.452	258.9	52:06.459
26	1	1:50.792	32.876	44.657	33.259	258.9	53:57.251
27	1	1:51.752	33.953	44.467	33.332	258.2	55:49.003
28	1	1:50.358	32.809	44.421	33.128	259.5	57:39.361
29	1	1:51.275	32.517	45.231	33.527	258.9	59:30.636
30	1	1:50.821	32.648	44.072	34.101	260.1	1:01:21.457

472 **Razoon** KTM X-Bow GT2 Cup X
 1. Thomas ANDERSEN

1	1	1:52.514	36.676	43.659	32.179		1:52.514
2	1	1:46.100	31.505	42.681	31.914	275.9	3:38.614
3	1	1:46.399	31.506	42.618	32.275	274.5	5:25.013
4	1	1:47.598	31.780	42.899	32.919	276.6	7:12.611
5	1	1:46.663	31.550	42.739	32.374	275.2	8:59.274
6	1	1:48.177	32.329	43.112	32.736	273.9	10:47.451
7	1	1:52.434	31.211	45.173	36.050	274.5	12:39.885
8	1	2:38.415	35.142	1:06.658	56.615	242.7	15:18.300
9	1	2:47.074	59.142	1:00.190	47.742	114.7	18:05.374
10	1	1:52.080	32.076	43.495	36.509	271.8	19:57.454
11	1	3:02.139	52.527	1:14.711	54.901	183.6	22:59.593
12	1	2:53.712	1:05.660	1:00.692	47.360	94.5	25:53.305
13	1	1:54.216 B	32.308	43.550	38.358	269.8	27:47.521
14	1	3:52.643	2:34.973	43.968	33.702	186.2	31:40.164
15	1	1:51.850	32.423	44.813	34.614	276.6	33:32.014
16	1	1:51.745	32.716	45.249	33.780	274.5	35:23.759
17	1	1:49.560	32.088	44.311	33.161	275.2	37:13.319
18	1	1:51.560	32.197	45.434	33.929	275.2	39:04.879
19	1	1:52.219	32.649	45.089	34.481	273.9	40:57.098
20	1	1:49.681	32.453	43.782	33.446	274.5	42:46.779
21	1	1:49.509	32.226	43.754	33.529	272.5	44:36.288
22	1	1:50.135	31.833	43.697	34.605	273.9	46:26.423
23	1	1:51.296	33.764	44.195	33.337	276.6	48:17.719
24	1	1:47.879	31.904	43.235	32.740	274.5	50:05.598
25	1	1:48.090	32.024	43.245	32.821	275.2	51:53.688
26	1	1:47.678	31.896	43.021	32.761	273.9	53:41.366
27	1	1:48.443	32.015	43.480	32.948	276.6	55:29.809
28	1	1:48.635	31.969	43.532	33.134	275.2	57:18.444
29	1	1:48.723	31.969	43.737	33.017	275.2	59:07.167
30	1	1:49.855	32.120	44.006	33.729	273.9	1:00:57.022

510 **Razoon** KTM X-Bow GT2 Cup X
 1. Ronnie BREMER

1	1	1:45.668	33.451	41.483	30.734		1:45.668
2	1	1:42.334	30.457	41.155	30.722	275.2	3:28.002
3	1	1:42.454	30.449	41.063	30.942	275.2	5:10.456
4	1	1:42.769	30.572	41.180	31.017	274.5	6:53.225
5	1	1:42.956	30.447	41.361	31.148	275.2	8:36.181



GT WINTER SERIES

GTWS BARCELONA 2023

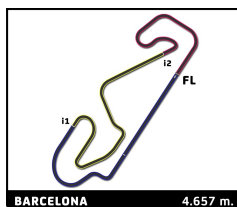
Endurance Race

Amended

Sector Analysis

— Invalidated Lap
 ■ Personal Best
 ■ Session Best
 B Crossing the pit lane

Lap	D	Time	Sector 1	Sector 2	Sector 3	T.Spd	Elapsed	Lap	D	Time	Sector 1	Sector 2	Sector 3	T.Spd	Elapsed						
6	1	1:43.421	30.679	41.520	31.222	274.5	10:19.602	29	1	1:46.936	31.965	42.932	32.039	261.3	57:06.673						
7	1	1:48.570	30.465	41.891	36.214	275.2	12:08.172	30	1	1:46.925	31.977	42.940	32.008	260.1	58:53.598						
8	1	3:04.125	47.569	1:19.590	56.966	158.5	15:12.297	31	1	1:46.815	31.853	42.754	32.208	260.1	1:00:40.413						
9	1	2:47.913	57.816	1:03.093	47.004	101.1	18:00.210	<div style="border: 1px solid black; padding: 5px;"> 820 Racar Motorsport 1.Manuel CHINCHILLA 2.Alexandre MARTINS Porsche 991.2 GT3 Cup Cup 2 </div>							1	1	2:13.477	46.797	50.133	36.547	2:13.477
10	1	1:54.383	30.915	43.241	40.227	273.2	19:54.593								2	1	1:58.426	35.687	47.070	35.669	244.3
11	1	3:03.830	52.439	1:14.974	56.417	173.7	22:58.423	3	1	1:58.514	35.219	47.603	35.692	247.7	6:10.417						
12	1	2:52.733	1:06.042	1:00.825	45.866	92.4	25:51.156	4	1	1:56.582	34.518	46.847	35.217	260.7	8:06.999						
13	1	1:43.637	31.066	41.492	31.079	271.8	27:34.793	5	1	2:28.550	59.783	52.296	36.471	257.0	10:35.549						
14	1	1:44.109	30.907	41.759	31.443	276.6	29:18.902	6	1	2:03.251	37.425	49.585	36.241	219.6	12:38.800						
15	1	1:48.238	30.789	41.753	35.696	278.1	31:07.140	7	1	2:37.505	35.337	1:05.850	56.318	233.8	15:16.305						
16	1	3:46.367	2:32.931	41.779	31.657	188.1	34:53.507	8	1	2:48.722	59.405	1:00.858	48.459	118.6	18:05.027						
17	1	1:44.332	30.969	41.915	31.448	274.5	36:37.839	9	1	2:09.463	37.795	54.849	36.819	252.8	20:14.490						
18	1	1:44.826	31.140	42.210	31.476	278.8	38:22.665	10	1	2:51.508	46.330	1:14.753	50.425	227.9	23:05.998						
19	1	1:45.042	31.115	42.005	31.922	276.6	40:07.707	11	1	2:54.953	1:03.754	1:01.741	49.458	106.5	26:00.951						
20	1	1:44.645	30.993	41.970	31.682	278.8	41:52.352	12	1	2:18.852	36.781	51.826	50.245	239.5	28:19.803						
21	1	1:44.301	30.998	41.755	31.548	275.9	43:36.653	13	2	4:27.175	3:05.978	46.928	34.269	178.8	32:46.978						
22	1	1:45.834	31.010	43.146	31.678	279.5	45:22.487	14	2	1:53.186	34.906	44.589	33.691	261.3	34:40.164						
23	1	1:45.734	31.060	42.711	31.963	275.9	47:08.221	15	2	1:51.986	33.313	44.686	33.987	265.2	36:32.150						
24	1	1:45.657	31.349	42.438	31.870	275.9	48:53.878	16	2	1:53.440	34.142	45.357	33.941	249.9	38:25.590						
25	1	1:45.380	31.029	42.197	32.154	276.6	50:39.258	17	2	1:51.468	33.309	44.307	33.852	265.8	40:17.058						
26	1	1:45.687	31.246	42.295	32.146	278.1	52:24.945	18	2	1:52.538	33.848	44.821	33.869	265.8	42:09.596						
27	1	1:45.244	31.100	42.231	31.913	277.3	54:10.189	19	2	1:52.390	33.680	45.102	33.608	267.1	44:01.986						
28	1	1:45.611	31.061	42.016	32.534	275.9	55:55.800	20	2	1:51.540	33.303	44.514	33.723	267.1	45:53.526						
29	1	1:45.272	31.106	42.086	32.080	275.9	57:41.072	21	2	1:52.434	33.447	44.889	34.098	267.8	47:45.960						
30	1	1:46.125	31.347	42.547	32.231	275.9	59:27.197	22	2	1:54.248	33.255	47.224	33.769	263.9	49:40.208						
31	1	1:45.657	31.217	42.362	32.078	277.3	1:01:12.854	23	2	1:52.559	33.057	45.508	33.994	266.5	51:32.767						
								<div style="border: 1px solid black; padding: 5px;"> 741 PJT Racing 1.Mateusz LISOWSKI 2.Igor KLAJA Porsche 992 GT3 Cup Cup 2 </div>													
1	2	1:58.701	39.148	45.625	33.928		1:58.701	24	2	1:52.227	33.281	44.919	34.027	265.8	53:24.994						
2	2	1:49.021	32.946	43.453	32.622	260.1	3:47.722	25	2	1:51.954	33.081	44.485	34.388	266.5	55:16.948						
3	2	1:48.244	32.412	43.364	32.468	257.0	5:35.966	26	2	1:52.292	33.045	45.457	33.790	263.9	57:09.240						
4	2	1:48.514	32.397	43.489	32.628	258.9	7:24.480	27	2	1:51.452	33.220	44.518	33.714	267.1	59:00.692						
5	2	1:48.900	32.808	43.590	32.502	258.9	9:13.380	28	2	1:52.796	34.110	44.955	33.731	232.3	1:00:53.488						
6	2	1:49.374	32.830	43.726	32.818	259.5	11:02.754	<div style="border: 1px solid black; padding: 5px;"> 911 Racar Motorsport 1.Leandro MARTINS Porsche 991.2 GT3 Cup Cup 2 </div>							1	1	1:58.447	38.775	45.141	34.531	1:58.447
7	2	1:54.602	32.479	46.043	36.080	258.9	12:57.356								2	1	1:51.824	33.096	44.866	33.862	267.1
8	2	2:25.676	34.973	55.414	55.289	251.1	15:23.032	3	1	1:50.835	33.055	44.373	33.407	267.8	5:41.106						
9	2	2:45.880	58.814	1:00.438	46.628	101.3	18:08.912	4	1	1:50.805	32.767	44.319	33.719	266.5	7:31.911						
10	2	1:57.599	33.418	47.812	36.369	257.0	20:06.511	5	1	1:50.279	32.917	44.067	33.295	266.5	9:22.190						
11	2	3:01.105	49.052	1:14.699	57.354	204.4	23:07.616	6	1	1:52.338	34.340	44.105	33.893	204.0	11:14.528						
12	1	3:46.394	2:29.944	44.554	31.896	180.9	26:54.010	7	1	1:54.895	35.327	45.241	34.327	265.8	13:09.423						
13	1	1:45.707	31.723	42.489	31.495	260.7	28:39.717	8	1	2:15.027	34.847	47.209	52.971	229.9	15:24.450						
14	1	1:45.574	31.558	42.264	31.752	260.7	30:25.291	9	1	2:46.420	1:00.228	58.925	47.267	94.3	18:10.870						
15	1	1:45.430	31.551	42.241	31.638	259.5	32:10.721	10	1	1:56.606	33.409	46.444	36.753	269.1	20:07.476						
16	1	1:45.818	31.530	42.433	31.855	260.1	33:56.539	11	1	3:01.182	48.883	1:14.465	57.834	217.0	23:08.658						
17	1	1:46.926	31.983	43.024	31.919	262.0	35:43.465	12	1	3:55.456	2:36.711	44.946	33.799	179.7	27:04.114						
18	1	1:46.189	31.631	42.789	31.769	261.3	37:29.654	13	1	1:50.520	32.930	44.090	33.500	267.1	28:54.634						
19	1	1:46.743	31.701	42.818	32.224	261.3	39:16.397	14	1	1:50.427	32.897	44.212	33.318	267.1	30:45.061						
20	1	1:46.768	31.858	42.725	32.185	262.0	41:03.165	15	1	1:51.357	32.993	44.730	33.634	267.8	32:36.418						
21	1	1:47.310	32.127	43.251	31.932	260.7	42:50.475	16	1	1:51.812	33.067	44.963	33.782	267.8	34:28.230						
22	1	1:47.547	32.643	42.939	31.965	260.7	44:38.022	17	1	1:52.870	33.678	45.069	34.123	268.4	36:21.100						
23	1	1:47.745	31.649	42.692	33.404	262.0	46:25.767	18	1	1:51.987	32.985	44.630	34.372	269.1	38:13.087						
24	1	1:46.816	32.102	42.740	31.974	259.5	48:12.583														
25	1	1:46.801	31.937	42.795	32.069	260.1	49:59.384														
26	1	1:46.578	31.788	42.733	32.057	259.5	51:45.962														
27	1	1:47.148	31.792	42.993	32.363	261.3	53:33.110														
28	1	1:46.627	31.845	42.744	32.038	258.9	55:19.737														



GT WINTER SERIES

GTWS BARCELONA 2023

Endurance Race

Amended

Sector Analysis

— Invalidated Lap

■ Personal Best

■ Session Best

B Crossing the pit lane

Lap	D	Time	Sector 1	Sector 2	Sector 3	T.Sp	Elapsed	Lap	D	Time	Sector 1	Sector 2	Sector 3	T.Sp	Elapsed
19	1	1:52.198	33.114	44.431	34.653	269.8	40:05.285								
20	1	1:53.085	33.403	45.447	34.235	268.4	41:58.370								
21	1	1:52.889	33.944	44.949	33.996	263.9	43:51.259								
22	1	1:51.691	32.957	44.633	34.101	267.8	45:42.950								
23	1	1:51.626	33.011	44.670	33.945	267.8	47:34.576								
24	1	1:51.142	33.198	44.291	33.653	268.4	49:25.718								
25	1	1:51.166	32.760	44.582	33.824	268.4	51:16.884								
26	1	1:52.031	33.147	44.761	34.123	268.4	53:08.915								
27	1	1:53.301	33.913	45.100	34.288	267.8	55:02.216								
28	1	1:51.373	33.093	44.529	33.751	269.1	56:53.589								
29	1	1:52.503	33.032	45.588	33.883	269.1	58:46.092								
30	1	1:51.421	32.862	44.584	33.975	269.1	1:00:37.513								

992	Markus Sledmaier	Porsche 992 GT3 Cup
	1. Markus SEDLMAIER	Cup 2
	2. Sebastian DAUM	

1	1	1:59.135	39.766	45.597	33.772		1:59.135								
2	1	1:51.610	33.316	44.504	33.790	267.1	3:50.745								
3	1	1:50.830	33.133	44.344	33.353	267.8	5:41.575								
4	1	1:50.778	33.031	44.262	33.485	265.8	7:32.353								
5	1	1:50.448	32.920	43.923	33.605	267.8	9:22.801								
6	1	1:51.964	34.326	44.151	33.487	207.9	11:14.765								
7	1	1:59.252	37.393	46.702	35.157	185.5	13:14.017								
8	1	2:12.147	34.289	45.238	52.620	253.4	15:26.164								
9	1	2:45.683	1:00.930	57.947	46.806	129.9	18:11.847								
10	1	1:58.892	33.295	48.542	37.055	265.2	20:10.739								
11	1	3:00.279	B 48.207	1:14.221	57.851	254.0	23:11.018								
12	2	4:03.915	2:43.156	46.381	34.378	140.3	27:14.933								
13	2	1:47.559	32.430	42.827	32.302	263.9	29:02.492								
14	2	1:47.754	32.584	42.676	32.494	265.2	30:50.246								
15	2	1:47.231	32.121	42.912	32.198	265.8	32:37.477								
16	2	1:48.042	32.239	43.622	32.181	268.4	34:25.519								
17	2	1:48.261	31.980	42.946	33.335	267.8	36:13.780								
18	2	1:47.530	32.209	42.993	32.328	267.1	38:01.310								
19	2	1:47.280	32.028	42.893	32.359	267.1	39:48.590								
20	2	1:47.951	32.506	42.933	32.512	267.1	41:36.541								
21	2	1:48.068	32.743	43.052	32.273	265.8	43:24.609								
22	2	1:47.479	32.178	42.919	32.382	269.1	45:12.088								
23	2	1:47.517	32.118	42.954	32.445	267.1	46:59.605								
24	2	1:47.975	32.279	43.234	32.462	268.4	48:47.580								
25	2	1:47.953	32.414	42.986	32.553	269.1	50:35.533								
26	2	1:48.027	32.437	43.185	32.405	271.1	52:23.560								
27	2	1:48.271	32.236	43.617	32.418	268.4	54:11.831								
28	2	1:47.273	32.104	42.846	32.323	268.4	55:59.104								
29	2	1:47.223	32.000	42.853	32.370	267.8	57:46.327								
30	2	1:47.800	32.334	42.996	32.470	269.1	59:34.127								
31	2	1:47.959	32.168	43.210	32.581	268.4	1:01:22.086								