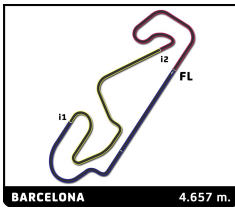


GT WINTER SERIES GTWS BARCELONA 2023 Race 2

Sector Analysis

— Invalidated Lap ■ Personal Best ■ Session Best B Crossing the pit lane

Lap	D	Time	Sector 1	Sector 2	Sector 3	T.Spd	Elapsed	Lap	D	Time	Sector 1	Sector 2	Sector 3	T.Spd	Elapsed
3 Raptor Engineering Porsche 992 GT3 Cup 1. Giuseppe GUIRRETI Cup 2								3	1	2:00.541	35.689	48.628	36.224	239.5	6:15.269
1	1	1:59.023	40.345	45.837	32.841		1:59.023	4	1	1:59.346	35.713	47.823	35.810	240.0	8:14.615
2	1	1:49.049	32.505	44.205	32.339	259.5	3:48.072	5	1	2:01.772	35.807	49.315	36.650	238.9	10:16.387
3	1	1:48.104	32.206	43.363	32.535	258.9	5:36.176	6	1	2:01.246	36.375	48.658	36.213	240.0	12:17.633
4	1	1:49.282	32.188	44.286	32.808	258.2	7:25.458	7	1	2:04.786	35.670	49.081	40.035	240.5	14:22.419
5	1	1:49.126	32.231	43.581	33.314	257.0	9:14.584	8	1	2:02.402	35.939	47.937	38.526	236.9	16:24.821
6	1	1:48.302	32.296	43.361	32.645	258.9	11:02.886	9	1	2:58.860	36.361	1:12.998	1:09.501	236.9	19:23.681
7	1	1:49.420	32.507	44.038	32.875	257.6	12:52.306	10	1	2:54.339	1:01.213	1:01.436	51.690	119.9	22:18.020
8	1	1:53.088	32.366	43.814	36.908	258.9	14:45.394	11	1	2:05.116	36.321	51.025	37.770	241.1	24:23.136
9	1	1:59.114	36.542	46.696	35.876	212.8	16:44.508	12	1	2:03.742	35.799	49.989	37.954	238.4	26:26.878
10	1	2:51.279	35.691	1:06.610	1:08.978	200.2	19:35.787								
11	1	2:45.951	59.713	58.479	47.759	76.2	22:21.738								
12	1	1:54.022	34.123	44.959	34.940	259.5	24:15.760								
13	1	1:50.382	32.947	43.999	33.436	257.6	26:06.142								
4 Senkyr Motorsport BMW M4 GT4 1. Richard GONDA 2. Robert SENKYR															
1	2	2:07.827	43.828	48.261	35.738		2:07.827								
2	2	1:57.550	35.455	47.782	34.313	244.3	4:05.377								
3	2	1:57.913	35.544	48.070	34.299	244.3	6:03.290								
4	2	1:54.497	34.553	46.165	33.779	242.1	7:57.787								
5	2	1:54.273	34.437	46.016	33.820	239.5	9:52.060								
6	2	1:53.366	34.087	45.523	33.756	239.5	11:45.426								
7	2	1:53.422	34.092	45.462	33.868	239.5	13:38.848								
8	2	1:59.754	33.820	48.477	37.457	240.0	15:38.602								
9	2	2:00.050	36.882	47.648	35.520	219.2	17:38.652								
10	2	2:15.819	35.245	47.359	53.215	232.8	19:54.471								
11	2	2:41.504	55.351	57.622	48.531	149.1	22:35.975								
12	2	1:56.622	34.748	46.105	35.769	238.9	24:32.597								
13	2	1:56.568	34.296	46.859	35.413	245.4	26:29.165								
7 Auto Lounge Racing Audi R8 LMS GT4 1. Christian SKAAR 2. Kevin ENGMAN															
1	2	2:05.678	43.030	47.489	35.159		2:05.678								
2	2	1:54.991	34.726	46.579	33.686	242.1	4:00.669								
3	2	1:54.229	33.603	45.951	34.675	246.5	5:54.898								
4	2	1:52.368	33.987	45.093	33.288	243.8	7:47.266								
5	2	1:51.813	33.475	44.950	33.388	243.8	9:39.079								
6	2	1:52.007	33.496	45.013	33.498	242.7	11:31.086								
7	2	1:52.923	34.103	45.134	33.686	241.6	13:24.009								
8	2	1:54.114	33.645	45.485	34.984	241.6	15:18.123								
9	2	2:05.698	36.482	48.753	40.463	210.3	17:23.821								
10	2	2:22.193	36.356	49.634	56.203	214.0	19:46.014								
11	2	2:43.371	56.321	1:00.554	46.496	114.8	22:29.385								
12	2	1:57.123	34.548	46.364	36.211	243.8	24:26.508								
13	2	1:57.371	34.591	46.938	35.842	242.1	26:23.879								
8 Lemmerz, Pierre Audi R8 LMS GT4 1. Pierre LEMMERZ 2. Daniel SCHWERFELD															
1	1	2:14.032	45.447	50.524	38.061		2:14.032								
2	1	2:00.696	36.266	48.308	36.122	240.0	4:14.728								
9 Formula Racing Ferrari 488 Evo GT3 1. Danilo DEL FAVERO Cup 1								3	1	2:00.541	35.689	48.628	36.224	239.5	6:15.269
4	1	1:59.346	35.713	47.823	35.810	240.0	8:14.615	4	1	2:01.772	35.807	49.315	36.650	238.9	10:16.387
5	1	2:01.246	36.375	48.658	36.213	240.0	12:17.633	5	1	2:04.786	35.670	49.081	40.035	240.5	14:22.419
6	1	2:02.402	35.939	47.937	38.526	236.9	16:24.821	6	1	2:58.860	36.361	1:12.998	1:09.501	236.9	19:23.681
7	1	2:54.339	1:01.213	1:01.436	51.690	119.9	22:18.020	7	1	2:05.116	36.321	51.025	37.770	241.1	24:23.136
8	1	2:03.742	35.799	49.989	37.954	238.4	26:26.878	8	1	2:03.742	35.799	49.989	37.954	238.4	26:26.878
14 Razoon KTM X-BOW GT4 1. Daniel DREXEL 2. Stefan FÜRSTBAUER Cup X								3	1	2:00.541	35.689	48.628	36.224	239.5	6:15.269
4	1	1:59.346	35.713	47.823	35.810	240.0	8:14.615	4	1	2:01.772	35.807	49.315	36.650	238.9	10:16.387
5	1	2:01.246	36.375	48.658	36.213	240.0	12:17.633	5	1	2:04.786	35.670	49.081	40.035	240.5	14:22.419
6	1	2:02.402	35.939	47.937	38.526	236.9	16:24.821	6	1	2:58.860	36.361	1:12.998	1:09.501	236.9	19:23.681
7	1	2:54.339	1:01.213	1:01.436	51.690	119.9	22:18.020	7	1	2:05.116	36.321	51.025	37.770	241.1	24:23.136
8	1	2:03.742	35.799	49.989	37.954	238.4	26:26.878	8	1	2:03.742	35.799	49.989	37.954	238.4	26:26.878
18 Sorg Rennsport Porsche Cayman S 1. Henning ESCHWEILER 2. Leonhard Paul NAUMANN Cup 3								3	1	2:00.541	35.689	48.628	36.224	239.5	6:15.269
4	1	1:59.346	35.713	47.823	35.810	240.0	8:14.615	4	1	2:01.772	35.807	49.315	36.650	238.9	10:16.387
5	1	2:01.246	36.375	48.658	36.213	240.0	12:17.633	5	1	2:04.786	35.670	49.081	40.035	240.5	14:22.419
6	1	2:02.402	35.939	47.937	38.526	236.9	16:24.821	6	1	2:58.860	36.361	1:12.998	1:09.501	236.9	19:23.681
7	1	2:54.339	1:01.213	1:01.436	51.690	119.9	22:18.020	7	1	2:05.116	36.321	51.025	37.770	241.1	24:23.136
8	1	2:03.742	35.799	49.989	37.954	238.4	26:26.878	8	1	2:03.742	35.799	49.989	37.954	238.4	26:26.878
9	1	2:03.742	35.799	49.989	37.954	238.4	26:26.878	9	1	2:03.742	35.799	49.989	37.954	238.4	26:26.878



GT WINTER SERIES GTWS BARCELONA 2023 Race 2

Sector Analysis

— Invalidated Lap ■ Personal Best ■ Session Best B Crossing the pit lane

Lap	D	Time	Sector 1	Sector 2	Sector 3	T.Spd	Elapsed	Lap	D	Time	Sector 1	Sector 2	Sector 3	T.Spd	Elapsed
10	1	2:47.254	57.644	1:00.559	49.051	79.6	22:28.198	1	1	2:07.084	42.821	48.684	35.579		2:07.084
11	1	2:17.698	47.877	49.429	40.392	179.4	24:45.896	2	1	1:57.095	34.742	47.434	34.919	241.1	4:04.179
12	1	2:06.193	36.818	49.159	40.216	224.2	26:52.089	3	1	1:58.868	36.583	47.265	35.020	238.4	6:03.047

20		Schubert Motorsport		BMW M4 GT3			
		1. Darren LEUNG		GT3			
		2. Daniel HARPER					
1	1	1:50.203	36.052	42.694	31.457		1:50.203
2	1	1:44.937	31.501	42.146	31.290	261.3	3:35.140
3	1	1:45.484	31.711	42.099	31.674	260.7	5:20.624
4	1	1:45.007	31.397	42.256	31.354	260.1	7:05.631
5	1	1:44.891	31.382	41.920	31.589	262.0	8:50.522
6	1	1:44.950	31.274	42.151	31.525	262.0	10:35.472
7	1	1:46.427	31.455	43.123	31.849	261.3	12:21.899
8	1	1:54.473	32.709	43.183	38.581	263.9	14:16.372
9	1	1:55.417	35.093	44.250	36.074	201.0	16:11.789
10	1	3:09.950	40.555	1:19.970	1:09.425	176.8	19:21.739
11	1	2:54.013	1:01.572	1:01.488	50.953	127.9	22:15.752
12	1	1:47.984	32.469	43.274	32.241	258.9	24:03.736
13	1	1:46.780	31.642	42.485	32.653	258.9	25:50.516

23		Overdrive Racing		Porsche 982 Cayman GT4 RS Clubsport			
		1. Pavel LEFTEROV		GT4			
		2. Stefan BOSTANDJIEV					
1	2	2:05.480	42.108	48.266	35.106		2:05.480
2	2	1:54.436	34.691	46.043	33.702	242.7	3:59.916
3	2	1:54.883	34.221	45.890	34.772	244.3	5:54.799
4	2	1:57.234	34.340	48.554	34.340	243.8	7:52.033
5	2	1:54.164	34.692	45.699	33.773	244.3	9:46.197
6	2	1:53.824	34.113	45.971	33.740	242.7	11:40.021
7	2	1:54.126	34.207	46.119	33.800	243.8	13:34.147
8	2	1:56.606	33.779	47.849	34.978	243.2	15:30.753
9	2	1:55.525	34.610	45.646	35.269	241.1	17:26.278
10	2	2:23.120	36.069	49.318	57.733	232.8	19:49.398
11	2	2:43.016	56.252	59.187	47.577	143.4	22:32.414
12	2	1:56.605	34.113	45.946	36.546	245.4	24:29.019
13	2	1:56.126	34.518	45.973	35.635	244.9	26:25.145

28		East Racing		Porsche 718 Cayman GT4 CS			
		1. Florian BLATTER		Cup 3			
		2. Yannick METTLER					
1	1	2:16.030	49.163	50.372	36.495		2:16.030
2	1	2:01.377	36.000	48.602	36.775	243.8	4:17.407
3	1	2:06.283	36.589	52.193	37.501	231.8	6:23.690
4	1	2:00.764	35.966	48.381	36.417	241.6	8:24.454
5	1	2:00.858	35.903	48.310	36.645	240.0	10:25.312
6	1	2:12.080	39.280	53.729	39.071	163.0	12:37.392
7	1	2:18.807	39.566	57.998	41.243	241.6	14:56.199
8	1	2:08.780	41.363	48.545	38.872	155.8	17:04.979
9	1	2:31.713	36.253	49.477	1:05.983	224.2	19:36.692
10	1	2:49.346	59.702	1:00.056	49.588	66.6	22:26.038
11	1	2:14.650	36.382	59.447	38.821	234.3	24:40.688
12	1	2:02.099	35.785	48.562	37.752	239.5	26:42.787

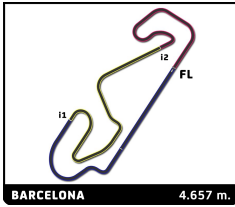
29		East Racing		Porsche 718 Cayman GT4 CS	
		1. David HENN		Cup 3	
		2. Christopher ZOCHLING			

Lap	D	Time	Sector 1	Sector 2	Sector 3	T.Spd	Elapsed
1	1	2:07.084	42.821	48.684	35.579		2:07.084
2	1	1:57.095	34.742	47.434	34.919	241.1	4:04.179
3	1	1:58.868	36.583	47.265	35.020	238.4	6:03.047
4	1	1:58.373	34.556	48.247	35.570	241.1	8:01.420
5	1	1:57.409	34.961	47.146	35.302	242.7	9:58.829
6	1	1:58.558	34.761	48.247	35.550	240.5	11:57.387
7	1	1:58.705	35.050	48.012	35.643	238.4	13:56.092
8	1	2:06.407	35.090	50.716	40.601	238.9	16:02.499
9	1	3:15.880	46.826	1:19.527	1:09.527	136.1	19:18.379
10	1	2:56.743	1:01.560	1:02.037	53.146	117.5	22:15.122
11	1	2:06.452	36.028	49.413	41.011	211.9	24:21.574
12	1	2:02.005	36.886	48.484	36.635	234.3	26:23.579

31		Formula Racing		Ferrari 488 Challenge Evo			
		1. William TEWIAH		Cup 1			
		2. Benny SIMONSEN					
1	1	2:04.240	39.472	48.736	36.032		2:04.240
2	1	1:54.415	34.569	45.443	34.403	254.6	3:58.655
3	1	1:55.602	33.606	46.637	35.359	257.6	5:54.257
4	1	1:56.418	33.762	47.746	34.910	257.6	7:50.675
5	1	1:53.513	33.708	45.479	34.326	258.2	9:44.188
6	1	1:53.158	33.625	45.330	34.203	255.8	11:37.346
7	1	2:40.566 B	33.589	45.411	1:21.566	256.4	14:17.912

32		Huber Racing		Porsche 991.2 GT3 R			
		1. Jörg DREISOW		GT3			
		2. Manuel LAUCK					
1	1	1:55.211	38.959	43.361	32.891		1:55.211
2	1	1:47.717	31.935	43.253	32.529	257.6	3:42.928
3	1	1:47.642	31.878	43.133	32.631	257.6	5:30.570
4	1	1:47.414	32.089	42.829	32.496	257.0	7:17.984
5	1	1:47.460	32.152	43.044	32.264	257.0	9:05.444
6	1	1:47.107	31.854	42.778	32.475	256.4	10:52.551
7	1	1:47.814	31.997	43.148	32.669	256.4	12:40.365
8	1	1:51.740	32.139	44.042	35.559	256.4	14:32.105
9	1	1:57.466	34.799	46.486	36.181	242.7	16:29.571
10	1	2:56.849	34.412	1:13.461	1:08.976	240.5	19:26.420
11	1	2:52.609	1:01.559	1:00.757	50.293	100.6	22:19.029
12	1	1:51.539	33.271	44.595	33.673	258.2	24:10.568
13	1	1:52.412	32.444	44.954	35.014	255.2	26:02.980

33		Huber Racing		Porsche 992 GT3 Cup			
		1. Johannes KAPFINGER		Cup 2			
1	1	2:02.248	42.746	45.870	33.632		2:02.248
2	1	1:47.582	32.138	43.210	32.234	261.3	3:49.830
3	1	1:48.189	32.339	43.771	32.079	265.2	5:38.019
4	1	1:47.798	31.996	43.121	32.681	261.3	7:25.817
5	1	1:48.078	32.148	43.417	32.513	263.2	9:13.895
6	1	1:46.909	31.996	42.781	32.132	259.5	11:00.804
7	1	1:47.205	32.125	42.901	32.179	260.1	12:48.009
8	1	1:54.180	32.137	42.979	39.064	262.0	14:42.189
9	1	2:00.428	38.160	46.412	35.856	178.5	16:42.617
10	1	2:49.882	33.661	1:07.378	1:08.843	255.8	19:32.499
11	1	2:48.591	1:00.493	59.738	48.360	111.4	22:21.090
12	1	1:50.707	33.493	44.583	32.631	263.2	24:11.797
13	1	1:49.183	32.347	43.828	33.008	260.7	26:00.980

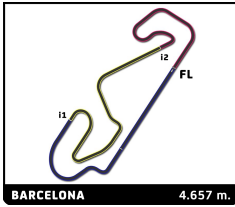


GT WINTER SERIES GTWS BARCELONA 2023 Race 2

Sector Analysis

— Invalidated Lap ■ Personal Best ■ Session Best B Crossing the pit lane

Lap	D	Time	Sector 1	Sector 2	Sector 3	T.Spd	Elapsed	Lap	D	Time	Sector 1	Sector 2	Sector 3	T.Spd	Elapsed	
35	Huber Racing 1.Dieter SVEPES 2.Michael KAPFINGER							Porsche 992 GT3 Cup Cup 2								
	1	2	1:51.385	37.216	42.335	31.834		1:51.385	3	1	1:54.131	34.851	45.402	33.878	244.9	5:59.733
	2	2	1:46.145	31.629	42.443	32.073	265.8	3:37.530	4	1	1:53.570	33.300	45.360	34.910	261.3	7:53.303
	3	2	1:45.606	31.482	42.161	31.963	264.5	5:23.136	5	1	1:54.334	34.768	45.506	34.060	255.8	9:47.637
	4	2	1:45.734	31.647	42.377	31.710	264.5	7:08.870	6	1	1:54.184	34.268	45.735	34.181	251.7	11:41.821
	5	2	1:46.013	31.697	42.475	31.841	264.5	8:54.883	7	1	1:53.935	33.498	46.074	34.363	261.3	13:35.756
	6	2	1:46.553	31.764	42.748	32.041	264.5	10:41.436	8	1	1:58.500	33.613	48.102	36.785	261.3	15:34.256
	7	2	1:47.626	31.841	42.773	33.012	263.2	12:29.062	9	1	1:57.043	35.333	46.114	35.596	253.4	17:31.299
	8	2	1:50.161	31.820	43.271	35.070	263.2	14:19.223	10	1	2:19.939	34.488	47.001	58.450	257.0	19:51.238
	9	2	1:53.556	32.973	44.160	36.423	262.6	16:12.779	11	1	2:42.463	56.530	58.415	47.518	139.7	22:33.701
	10	2	3:09.647	40.003	1:20.485	1:09.159	185.8	19:22.426	12	1	1:56.825	34.972	45.796	36.057	257.6	24:30.526
	11	2	2:53.537	1:01.781	1:01.467	50.289	117.5	22:15.963	13	1	1:57.536	34.391	45.681	37.464	258.9	26:28.062
	12	2	1:48.211	32.843	43.091	32.277	254.6	24:04.174								
	13	2	1:47.562	31.994	42.930	32.638	264.5	25:51.736								
36	Kenneth Heyer 1.Kenneth HEYER							Mercedes AMG GT3 GT3								
	1	1	1:48.552	35.679	42.039	30.834		1:48.552	1	1	2:10.228	46.160	49.297	34.771		2:10.228
	2	1	1:43.468	31.292	41.365	30.811	255.2	3:32.020	2	1	1:57.878	35.526	46.537	35.815	235.3	4:08.106
	3	1	1:43.526	31.177	41.485	30.864	255.2	5:15.546	3	1	1:56.854	35.120	47.143	34.591	234.8	6:04.960
	4	1	1:43.836	31.496	41.436	30.904	252.8	6:59.382	4	1	1:57.014	35.103	46.795	35.116	234.8	8:01.974
	5	1	1:44.040	31.037	41.748	31.255	256.4	8:43.422	5	1	1:55.060	34.946	46.055	34.059	236.3	9:57.034
	6	1	1:44.626	31.748	42.006	30.872	254.6	10:28.048	6	1	1:54.806	34.770	45.951	34.085	231.8	11:51.840
	7	1	1:44.150	31.043	41.840	31.267	257.0	12:12.198	7	1	1:55.368	34.796	45.847	34.725	230.3	13:47.208
	8	1	1:45.733	31.173	41.672	32.888	255.8	13:57.931	8	1	2:08.541	34.864	47.014	46.663	230.8	15:55.749
	9	1	2:05.277	34.758	50.089	40.430	256.4	16:03.208	9	1	1:59.798	37.761	46.372	35.665	175.4	17:55.547
	10	1	3:16.280	46.840	1:19.982	1:09.458	133.9	19:19.488	10	1	2:04.394	35.326	46.275	42.793	227.4	19:59.941
	11	1	2:55.829	1:01.362	1:02.104	52.363	121.7	22:15.317	11	1	2:38.319	53.116	57.370	47.833	144.2	22:38.260
	12	1	1:45.803	32.393	42.355	31.055	250.5	24:01.120	12	1	1:57.837	35.251	46.713	35.873	235.8	24:36.097
	13	1	1:44.528	31.317	41.451	31.760	252.8	25:45.648	13	1	1:56.769	35.127	46.271	35.371	231.8	26:32.866
37	NM Racing Team 1.Manel LAO 2.Alberto DE MARTIN							Mercedes AMG GT4 GT4								
	1	1	2:07.266	44.072	48.094	35.100		2:07.266	1	1	2:14.345	46.970	51.053	36.322		2:14.345
	2	1	1:53.833	34.807	45.652	33.374	238.4	4:01.099	2	1	2:00.751	36.543	48.099	36.109	223.2	4:15.096
	3	1	1:53.975	33.777	45.745	34.453	242.7	5:55.074	3	1	2:00.500	36.344	48.070	36.086	220.1	6:15.596
	4	1	1:56.617	34.599	47.009	35.009	235.8	7:51.691	4	1	1:59.501	36.180	47.575	35.746	219.2	8:15.097
	5	1	1:53.498	34.622	45.407	33.469	239.5	9:45.189	5	1	1:59.929	35.983	48.155	35.791	219.2	10:15.026
	6	1	1:54.334	34.269	45.931	34.134	238.9	11:39.523	6	1	1:59.399	36.458	46.889	36.052	211.9	12:14.425
	7	1	1:55.778	34.044	47.424	34.310	239.5	13:35.301								
	8	1	2:01.774	34.433	49.988	37.353	241.1	15:37.075								
	9	1	2:01.137	37.309	47.579	36.249	219.2	17:38.212								
	10	1	2:15.521	35.171	46.736	53.614	233.3	19:53.733								
	11	1	2:40.782	55.155	57.891	47.736	169.6	22:34.515								
	12	1	1:57.653	34.739	47.118	35.796	239.5	24:32.168								
	13	1	1:56.390	34.022	46.317	36.051	240.0	26:28.558								
40	Schütz Motorsport 1. MANOLO							Porsche 992 GT3 Cup Cup 2								
	1	1	2:08.680	43.928	49.795	34.957		2:08.680	1	1	2:05.142	41.799	48.137	35.206		2:05.142
	2	1	1:56.922	35.278	47.469	34.175	257.0	4:05.602	2	1	1:54.460	34.170	45.963	34.327	262.0	3:59.602
									3	1	1:53.599	33.286	46.308	34.005	263.9	5:53.201
									4	1	1:51.834	32.841	44.739	34.254	260.7	7:45.035
									5	1	1:52.100	32.962	44.534	34.604	261.3	9:37.135
									6	1	1:51.695	33.219	44.632	33.844	262.0	11:28.830
									7	1	1:51.200	32.982	44.407	33.811	260.7	13:20.030
									8	1	1:55.533	32.812	45.864	36.857	261.3	15:15.563
									9	1	2:06.104	36.544	49.961	39.599	201.3	17:21.667
									10	1	2:23.425	37.571	49.892	55.962	202.1	19:45.092
									11	1	2:43.689	56.306	1:00.656	46.727	99.8	22:28.781
									12	1	1:58.128	33.931	44.958	39.239	256.4	24:26.909
									13	1	1:57.718	35.935	45.906	35.877	230.8	26:24.627

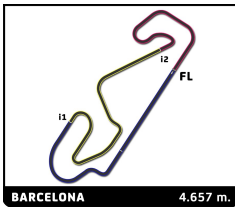


GT WINTER SERIES GTWS BARCELONA 2023 Race 2

Sector Analysis

— Invalidated Lap ■ Personal Best ■ Session Best B Crossing the pit lane

Lap	D	Time	Sector 1	Sector 2	Sector 3	T.Sp	Elapsed	Lap	D	Time	Sector 1	Sector 2	Sector 3	T.Sp	Elapsed	
57	M-Tech Porsche 992 GT3 Cup Cup 2 1.Per ANDERSON 2.Mattias ASTRAND							CV Performance Mercedes AMG GT4 GT4 1.Fabio RAUER								
	1	2	1:56.285	39.395	43.962	32.928		1:56.285	1	1	2:08.010	44.911	47.993	35.106		2:08.010
	2	2	1:48.315	32.305	43.409	32.601	261.3	3:44.600	2	1	1:55.822	34.817	46.917	34.088	243.8	4:03.832
	3	2	1:47.529	32.064	43.136	32.329	259.5	5:32.129	3	1	1:51.368	33.636	44.628	33.104	238.9	5:55.200
	4	2	1:47.801	32.104	43.065	32.632	260.1	7:19.930	4	1	1:55.767	34.098	47.517	34.152	240.0	7:50.967
	5	2	1:48.668	32.284	43.849	32.535	259.5	9:08.598	5	1	1:53.786	34.754	45.251	33.781	234.8	9:44.753
	6	2	1:48.578	32.477	43.443	32.658	259.5	10:57.176	6	1	1:53.662	34.266	45.370	34.026	237.9	11:38.415
	7	2	1:48.250	32.461	43.174	32.615	258.2	12:45.426	7	1	1:54.502	34.690	46.186	33.626	239.5	13:32.917
	8	2	1:54.316	31.994	43.398	38.924	259.5	14:39.742	8	1	1:55.931	33.572	45.776	36.583	239.5	15:28.848
	9	2	2:01.171	39.240	46.381	35.550	178.8	16:40.913	9	1	1:56.631	34.601	45.883	36.147	237.4	17:25.479
	10	2	2:49.168	33.630	1:06.594	1:08.944	252.8	19:30.081	10	1	2:23.180	36.098	49.587	57.495	237.4	19:48.659
	11	2	2:50.673	1:01.234	1:00.242	49.197	90.4	22:20.754	11	1	2:43.235	55.737	59.818	47.680	117.7	22:31.894
	12	2	1:52.406	33.911	44.737	33.758	261.3	24:13.160	12	1	1:56.914	34.364	45.498	37.052	241.1	24:28.808
	13	2	1:50.628	32.992	44.037	33.599	258.2	26:03.788	13	1	1:56.108	34.488	46.018	35.602	241.1	26:24.916
58	Kjellin Motorsports Porsche 992 GT3 Cup Cup 2 1.Mattias KJELLIN							CV Performance Mercedes AMG GT4 GT4 1.Simon PRIMM 2.Jan Philipp SPRINGOB								
	1	1	2:12.017	48.948	48.010	35.059		2:12.017	1	2	2:08.195	44.691	47.992	35.512		2:08.195
	2	1	1:54.314	34.673	45.610	34.031	252.3	4:06.331	2	2	1:56.518	35.356	46.645	34.517	240.5	4:04.713
	3	1	1:55.034	34.847	46.785	33.402	249.4	6:01.365	3	2	1:53.078	34.817	44.942	33.319	241.6	5:57.791
	4	1	1:51.392	32.694	44.501	34.197	262.0	7:52.757	4	2	1:53.267	33.677	45.738	33.852	239.5	7:51.058
	5	1	1:53.725	34.672	45.490	33.563	262.6	9:46.482	5	2	1:53.521	34.256	45.120	34.145	237.4	9:44.579
	6	1	1:52.521	33.162	45.651	33.708	260.7	11:39.003	6	2	1:53.331	34.237	45.328	33.766	234.8	11:37.910
71	Razoon KTM X-BOW GTX Cup X 1.Denis LIEBL							Laptime Performance Porsche 992 GT3 Cup Cup 2 1.Mick PARDO								
	1	1	2:05.914	43.398	48.039	34.477		2:05.914	1	1	1:59.699	39.870	46.564	33.265		1:59.699
	2	1	1:54.426	33.959	46.773	33.694	255.8	4:00.340	2	1	1:49.132	32.559	43.902	32.671	260.1	3:48.831
	3	1	1:54.228	33.286	45.950	34.992	259.5	5:54.568	3	1	1:48.158	32.285	43.188	32.685	261.3	5:36.989
	4	1	1:51.154	33.594	44.588	32.972	255.8	7:45.722	4	1	1:49.338	32.299	43.625	33.414	260.1	7:26.327
	5	1	1:50.040	32.773	44.235	33.032	261.3	9:35.762	5	1	1:48.858	32.442	43.406	33.010	259.5	9:15.185
	6	1	1:49.698	32.755	43.874	33.069	258.2	11:25.460	6	1	1:48.055	32.265	43.184	32.606	262.6	11:03.240
	7	1	1:50.182	32.290	44.157	33.735	258.9	13:15.642	7	1	1:49.449	32.642	44.002	32.805	262.6	12:52.689
	8	1	1:57.674	32.904	45.510	39.260	258.2	15:13.316	8	1	1:53.960	32.379	43.741	37.840	262.0	14:46.649
	9	1	2:07.196	37.312	50.737	39.147	176.5	17:20.512	9	1	1:59.943	36.566	47.453	35.924	216.1	16:46.592
	10	1	2:22.806	37.876	50.107	54.823	206.3	19:43.318	10	1	2:47.382	34.687	1:03.259	1:09.436	231.3	19:33.974
	11	1	2:44.980	56.877	1:00.400	47.703	74.8	22:28.298	11	1	2:48.493	59.747	1:00.819	47.927	77.1	22:22.467
	12	1	1:57.494	34.047	44.872	38.575	257.0	24:25.792	12	1	1:56.009	34.446	45.840	35.723	255.2	24:18.476
13	1	1:55.786	34.139	46.704	34.943	256.4	26:21.578	13	1	1:51.760	33.024	44.283	34.453	255.8	26:10.236	
81	Promotion Motorsport BMW M2 CS Racing BMW Cup 1. SMORG 2.Javier MACIAS							Michael Joos Porsche 991.2 GT3 R GT3 1.Michael JOOS								
	1	2	2:25.276	59.852	48.841	36.583		2:25.276	1	1	1:48.216	35.337	41.712	31.167		1:48.216
	2	2	2:01.166	36.167	48.442	36.557	245.4	4:26.442	2	1	1:43.526	31.265	41.224	31.037	257.0	3:31.742
	3	2	2:00.085	35.618	48.125	36.342	244.9	6:26.527								
	4	2	2:00.575	35.595	48.412	36.568	246.5	8:27.102								
	5	2	2:00.145	35.581	47.985	36.579	244.9	10:27.247								
	6	2	2:09.809	36.442	49.395	43.972	225.1	12:37.056								
	7	2	12:18.891	...	48.771	38.235	162.8	24:55.947								
	8	2	2:02.730	35.976	49.018	37.736	242.1	26:58.677								



GT WINTER SERIES GTWS BARCELONA 2023 Race 2

Sector Analysis

— Invalidated Lap ■ Personal Best ■ Session Best B Crossing the pit lane

Lap	D	Time	Sector 1	Sector 2	Sector 3	T.Spd	Elapsed	Lap	D	Time	Sector 1	Sector 2	Sector 3	T.Spd	Elapsed
3	1	1:43.701	31.045	41.393	31.263	257.0	5:15.443	11	2	2:42.653	55.995	59.174	47.484	130.0	22:32.852
4	1	1:44.170	31.944	41.552	30.674	252.8	6:59.613	12	2	1:56.386	34.016	45.920	36.450	246.5	24:29.238
5	1	1:43.925	31.264	41.603	31.058	258.9	8:43.538	13	2	1:56.324	34.716	45.763	35.845	245.4	26:25.562
6	1	1:43.959	31.393	41.839	30.727	255.8	10:27.497								
7	1	1:44.221	31.105	41.977	31.139	257.6	12:11.718								
8	1	1:51.815	31.158	41.649	39.008	255.8	14:03.533								
9	1	1:59.983	31.453	48.439	40.091	255.8	16:03.516								
10	1	3:16.835	47.340	1:20.119	1:09.376	142.3	19:20.351								
11	1	2:55.125	1:01.343	1:01.803	51.979	137.8	22:15.476								
12	1	1:45.987	32.954	42.059	30.974	251.7	24:01.463								
13	1	1:44.454	31.387	41.593	31.474	256.4	25:45.917								

92 **Laptime Performance** Porsche 992 GT3 Cup
1. Martin ENGLMEIER Cup 2
2. Glenn VAN PARIJS

1	1	1:55.911	38.226	44.085	33.600		1:55.911
2	1	1:47.743	32.301	43.014	32.428	260.7	3:43.654
3	1	1:47.736	32.055	43.221	32.460	260.1	5:31.390
4	1	1:47.384	32.170	42.951	32.263	259.5	7:18.774
5	1	1:47.608	32.328	42.889	32.391	260.7	9:06.382
6	1	1:48.330	32.209	42.921	33.200	260.1	10:54.712
7	1	1:48.031	32.410	43.108	32.513	260.1	12:42.743
8	1	1:55.758	32.574	43.311	39.873	259.5	14:38.501
9	1	1:59.434	36.932	46.480	36.022	193.1	16:37.935
10	1	2:50.789	34.255	1:07.845	1:08.689	253.4	19:28.724
11	1	2:51.295	1:01.642	1:00.190	49.463	99.0	22:20.019

93 **Klaus Horn** Porsche 991.1 GT3 R
1. Klaus HORN GT3
2. Kurt ECKE

1	1	1:56.787	39.735	44.261	32.791		1:56.787
2	1	1:48.375	32.526	43.223	32.626	253.4	3:45.162
3	1	1:47.297	32.190	42.857	32.250	254.6	5:32.459
4	1	1:47.662	32.216	42.841	32.605	256.4	7:20.121
5	1	1:46.981	32.243	42.675	32.063	258.2	9:07.102
6	1	1:46.851	32.084	42.638	32.129	254.6	10:53.953
7	1	1:47.011	32.075	42.575	32.361	253.4	12:40.964
8	1	1:52.392	32.428	43.591	36.373	254.6	14:33.356
9	1	1:59.156	37.145	46.011	36.000	201.3	16:32.512
10	1	2:54.971	34.907	1:11.638	1:08.426	225.1	19:27.483
11	1	2:52.081	1:01.850	1:00.347	49.884	95.4	22:19.564
12	1	1:51.607	34.554	44.446	32.607	251.7	24:11.171
13	1	1:49.339	32.505	43.494	33.340	252.8	26:00.510

95 **Allied Racing** Porsche 718 Cayman GT4 RS
1. Alexander HARTYIG GT4
2. Egor LITVINENKO

1	2	2:07.434	44.438	48.069	34.927		2:07.434
2	2	1:57.138	34.897	47.302	34.939	243.2	4:04.572
3	2	1:53.855	35.299	45.066	33.490	237.9	5:58.427
4	2	1:53.895	33.448	45.897	34.550	247.1	7:52.322
5	2	1:54.674	34.823	45.572	34.279	244.9	9:46.996
6	2	1:53.793	33.848	45.701	34.244	246.0	11:40.789
7	2	1:54.145	33.746	46.213	34.186	244.9	13:34.934
8	2	1:56.329	33.722	47.594	35.013	244.9	15:31.263
9	2	1:55.554	34.400	45.820	35.334	244.3	17:26.817
10	2	2:23.382	35.854	49.348	58.180	243.8	19:50.199

96 **Razoon** Porsche Cayman GT4 RSCS
1. Leo PICHLER GT4
2. Andreas HÖFLER

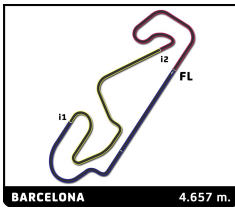
1	1	2:08.256	45.332	47.685	35.239		2:08.256
2	1	1:56.280	35.056	46.492	34.732	244.3	4:04.536
3	1	1:51.868	33.765	44.440	33.663	244.3	5:56.404
4	1	1:54.694	33.690	46.837	34.167	242.1	7:51.098
5	1	1:53.432	34.288	45.093	34.051	242.1	9:44.530
6	1	1:53.643	33.847	45.799	33.997	242.7	11:38.173
7	1	1:52.685	34.149	44.882	33.654	246.5	13:30.858
8	1	1:57.512	33.992	46.705	36.815	243.2	15:28.370
9	1	1:56.631	34.689	45.766	36.176	242.1	17:25.001
10	1	2:22.250	36.146	49.504	56.600	238.4	19:47.251
11	1	2:43.636	56.328	1:00.020	47.288	104.8	22:30.887
12	1	1:57.085	33.368	45.873	37.844	247.1	24:27.972
13	1	1:55.892	34.477	46.070	35.345	245.4	26:23.864

99 **Michael Klein** Porsche 991 GT3 Cup
1. Felix VOIGTMANN Cup 2
2. Michael KLEIN

1	2	2:10.970	45.902	50.088	34.980		2:10.970
2	2	1:57.336	35.187	46.981	35.168	257.6	4:08.306
3	2	1:55.668	34.301	46.640	34.727	257.0	6:03.974
4	2	1:54.642	34.299	46.168	34.175	252.3	7:58.616
5	2	1:54.685	34.291	45.715	34.679	245.4	9:53.301
6	2	1:52.801	33.937	44.786	34.078	252.8	11:46.102
7	2	1:53.709	33.842	45.462	34.405	255.8	13:39.811
8	2	1:59.170	33.443	48.397	37.330	255.2	15:38.981
9	2	2:00.347	36.999	47.705	35.643	219.6	17:39.328
10	2	2:16.229	35.381	47.030	53.818	232.3	19:55.557
11	2	2:40.661	55.032	57.303	48.326	156.4	22:36.218
12	2	1:55.363	33.822	45.527	36.014	252.8	24:31.581
13	2	1:56.723	33.868	45.636	37.219	255.2	26:28.304

109 **M-Tech** Porsche 992 GT3 Cup
1. Thomas KARLSSON Cup 2

1	1	1:57.186	39.807	44.660	32.719		1:57.186
2	1	1:48.714	32.792	43.425	32.497	262.0	3:45.900
3	1	1:48.049	32.421	43.097	32.531	260.7	5:33.949
4	1	1:47.758	32.127	43.242	32.389	260.7	7:21.707
5	1	1:47.970	32.184	43.477	32.309	259.5	9:09.677
6	1	1:48.067	31.972	43.736	32.359	261.3	10:57.744
7	1	1:48.307	32.279	43.686	32.342	262.0	12:46.051
8	1	1:54.491	32.337	44.001	38.153	262.0	14:40.542
9	1	2:01.523	38.998	46.720	35.805	172.6	16:42.065
10	1	2:49.408	33.806	1:06.505	1:09.097	256.4	19:31.473
11	1	2:49.472	1:00.867	59.845	48.760	100.6	22:20.945
12	1	1:55.167	35.127	45.131	34.909	258.2	24:16.112
13	1	1:50.365	32.978	43.995	33.392	260.7	26:06.477

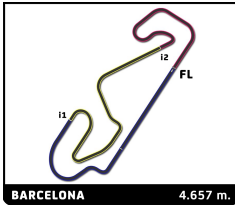


GT WINTER SERIES GTWS BARCELONA 2023 Race 2

Sector Analysis

— Invalidated Lap ■ Personal Best ■ Session Best B Crossing the pit lane

Lap	D	Time	Sector 1	Sector 2	Sector 3	T.Spd	Elapsed	Lap	D	Time	Sector 1	Sector 2	Sector 3	T.Spd	Elapsed
110	Phoenix Racing 1. Matteo FERRER Porsche 992 GT3 Cup Cup 2							3	1	1:48.328	31.997	43.193	33.138	277.3	5:39.854
	4	1	1:49.974	33.138	43.791	33.045	278.8	7:29.828							
	5	1	1:48.658	31.626	43.826	33.206	276.6	9:18.486							
	6	1	1:48.205	31.728	43.282	33.195	276.6	11:06.691							
	7	1	1:48.008	31.592	43.525	32.891	276.6	12:54.699							
	8	1	1:53.286	32.079	43.346	37.861	277.3	14:47.985							
	9	1	1:59.745	35.967	47.328	36.450	214.0	16:47.730							
	10	1	2:47.435	34.689	1:03.359	1:09.387	235.8	19:35.165							
	11	1	2:47.719	59.550	1:00.352	47.817	75.2	22:22.884							
	12	1	1:54.963	33.517	45.427	36.019	275.9	24:17.847							
	13	1	1:51.349	32.802	44.153	34.394	271.8	26:09.196							
	510	Razoon 1. Ronnie BREMER KTM X-Bow GT2 Cup X							1	1	1:47.895	34.897	41.669	31.329	1:47.895
		2	1	1:43.577	30.868	41.476	31.233	271.8	3:31.472						
		3	1	1:43.674	30.897	41.540	31.411	271.1	5:15.146						
4		1	1:43.848	30.927	41.691	31.528	270.4	6:58.994							
5		1	1:44.146	30.703	41.854	31.466	273.2	8:43.140							
6		1	1:44.023	30.693	41.973	31.617	271.8	10:27.163							
7		1	1:44.283	30.693	41.973	31.617	271.8	12:11.446							
8		1	1:44.809	30.925	41.718	32.166	271.1	13:56.255							
9		1	2:05.902	32.526	52.537	40.839	273.9	16:02.157							
10		1	3:15.440	46.668	1:19.327	1:09.445	136.9	19:17.597							
11		1	2:54.830	1:01.779	1:01.857	51.194	122.0	22:12.427							
12		1	1:45.141	31.261	42.096	31.784	269.8	23:57.568							
13		1	1:45.944	31.050	42.136	32.758	270.4	25:43.512							
820		Racar Motorsport 1. Manuel CHINCHILLA 2. Alexandre MARTINS Porsche 991.2 GT3 Cup Cup 2							1	1	2:17.021	50.351	49.970	36.700	2:17.021
	2	1	2:00.900	35.638	48.834	36.428	235.8	4:17.921							
	3	1	2:03.011	36.737	49.536	36.738	219.6	6:20.932							
	4	1	2:00.878	35.614	48.815	36.449	251.1	8:21.810							
	5	1	1:59.668	35.616	48.030	36.022	254.0	10:21.478							
	6	1	1:59.207	34.729	48.997	35.481	255.2	12:20.685							
	7	1	2:03.281	35.364	47.796	40.121	244.9	14:23.966							
	8	1	2:01.902	35.756	48.532	37.614	235.8	16:25.868							
	9	1	2:58.903	36.116	1:13.206	1:09.581	227.4	19:24.771							
	10	1	2:53.849	1:01.317	1:01.427	51.105	106.9	22:18.620							
	11	1	2:06.594	38.252	49.818	38.524	227.0	24:25.214							
	12	1	2:06.647	37.138	52.657	36.852	250.5	26:31.861							
	911	Racar Motorsport 1. Leandro MARTINS Porsche 991.2 GT3 Cup Cup 2							1	1	2:04.131	41.951	46.936	35.244	2:04.131
		2	1	1:50.040	32.741	43.903	33.396	263.9	3:54.171						
3		1	1:48.996	32.313	43.473	33.210	267.1	5:43.167							
4		1	1:49.606	32.480	43.786	33.340	265.8	7:32.773							
5		1	1:50.325	32.689	44.182	33.454	264.5	9:23.098							
6		1	1:49.923	32.682	43.961	33.280	265.2	11:13.021							
7		1	1:50.255	32.980	43.793	33.482	263.9	13:03.276							
8		1	1:53.575	32.645	43.576	37.354	266.5	14:56.851							
9		1	2:08.442	41.070	48.657	38.715	154.4	17:05.293							
472		Razoon 1. Thomas ANDERSEN KTM X-Bow GT2 Cup X							1	1	2:01.719	40.950	47.210	33.559	2:01.719
		2	1	1:49.807	32.090	44.493	33.224	276.6	3:51.526						



GT WINTER SERIES GTWS BARCELONA 2023 Race 2

Sector Analysis

— Invalidated Lap

■ Personal Best

■ Session Best

B Crossing the pit lane

Lap	D	Time	Sector 1	Sector 2	Sector 3	T.Sp	Elapsed	Lap	D	Time	Sector 1	Sector 2	Sector 3	T.Sp	Elapsed
10	1	2:33.187	36.209	49.624	1:07.354	225.6	19:38.480								
11	1	2:47.638	58.422	59.870	49.346	75.4	22:26.118								
12	1	1:54.398	33.777	44.929	35.692	257.0	24:20.516								
13	1	1:51.445	32.834	44.487	34.124	264.5	26:11.961								

992	Markus Sledmaier	Porsche 992 GT3 Cup
	1. Markus SEDLMAIER	Cup 2
	2. Sebastian DAUM	

1	2	1:51.018	36.764	42.606	31.648		1:51.018
2	2	1:45.568	31.791	42.079	31.698	266.5	3:36.586
3	2	1:45.633	31.595	42.224	31.814	265.2	5:22.219
4	2	1:45.747	31.693	42.350	31.704	265.8	7:07.966
5	2	1:45.596	31.654	42.241	31.701	266.5	8:53.562
6	2	1:45.851	31.798	42.175	31.878	265.8	10:39.413
7	2	1:46.204	31.691	42.325	32.188	265.2	12:25.617