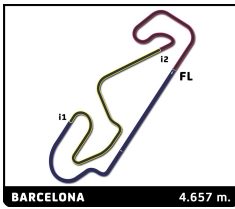


GT WINTER SERIES GTWS BARCELONA 2023 Qualifying 2

Sector Analysis

— Invalidated Lap ■ Personal Best ■ Session Best B Crossing the pit lane

Lap	D	Time	Sector 1	Sector 2	Sector 3	Kph	Elapsed	Lap	D	Time	Sector 1	Sector 2	Sector 3	Kph	Elapsed	
3	Raptor Engineering Porsche 992 GT3 Cup							1.Giuseppe GUIRRERI Cup 2								
	1	1	4:06.074	2:48.651	45.144	32.279	68.1	4:06.074	1	2	5:01.789	3:18.628	59.679	43.482	55.6	5:01.789
	2	1	1:48.365	32.482	43.153	32.730	154.7	5:54.439	2	2	2:08.100	39.059	50.575	38.466	130.9	7:09.889
	3	1	1:47.191	31.793	42.952	32.446	156.4	7:41.630	3	2	1:58.044	35.641	47.514	34.889	142.0	9:07.933
	4	1	1:47.089	31.690	43.346	32.053	156.6	9:28.719	4	2	1:56.057	34.771	46.645	34.641	144.5	11:03.990
	5	1	1:47.370	31.747	43.244	32.379	156.1	11:16.089	5	2	1:56.125	34.582	46.191	35.352	144.4	13:00.115
	6	1	1:47.459	31.857	43.138	32.464	156.0	13:03.548	6	2	3:01.019 B	34.631	1:12.104	1:14.284	92.6	16:01.134
	7	1	3:06.764 B	36.443	1:09.871	1:20.450	89.8	16:10.312								
4	Senkyr Motorsport BMW M4 GT4							1.Richard GONDA GT4								
	2.Robert SENKYR															
	1	2	5:45.920	4:12.652	54.799	38.469	48.5	5:45.920	1	1	4:00.132	2:14.716	1:03.197	42.219	69.8	4:00.132
	2	2	1:57.686	35.438	46.763	35.485	142.5	7:43.606	2	1	2:12.259	40.231	51.866	40.162	126.8	6:12.391
	3	2	1:52.699	33.850	45.769	33.080	148.8	9:36.305	3	1	2:10.121	37.820	51.345	40.956	128.8	8:22.512
	4	2	1:51.655	33.676	44.940	33.039	150.2	11:27.960	4	1	2:16.096	38.659	59.107	38.330	123.2	10:38.608
5	2	1:51.671	33.523	44.702	33.446	150.1	13:19.631	5	1	2:05.302	37.020	50.744	37.538	133.8	12:43.910	
6	2	3:01.462 B	45.375	1:04.679	1:11.408	92.4	16:21.093	6	1	3:00.932 B	36.960	1:19.308	1:04.664	92.7	15:44.842	
7	Auto Lounge Racing Audi R8 LMS GT4							1.Christian SKAAR GT4								
	2.Kevin ENGMAN															
	1	2	3:58.228	2:12.099	1:04.103	42.026	70.4	3:58.228	1	1	2:00.423	41.121	46.371	32.931	139.2	2:00.423
	2	2	2:00.915	39.047	47.760	34.108	138.7	5:59.143	2	1	1:45.616	31.253	43.005	31.358	158.7	3:46.039
	3	2	1:50.686	33.186	44.761	32.739	151.5	7:49.829	3	1	2:10.674	38.110	55.119	37.445	128.3	5:56.713
	4	2	1:59.482	32.986	47.297	39.199	140.3	9:49.311	4	1	1:43.479	31.291	41.313	30.875	162.0	7:40.192
5	2	1:50.479	33.007	44.744	32.728	151.8	11:39.790	5	1	1:43.482	30.718	41.922	30.842	162.0	9:23.674	
6	2	1:50.273	32.892	44.601	32.780	152.0	13:30.063	6	1	1:43.094	30.543	41.336	31.215	162.6	11:06.768	
7	1	1:47.564	31.370	43.933	32.261	155.9	12:54.332	7	1	1:47.564	31.370	43.933	32.261	155.9	12:54.332	
8	1	2:59.320 B	31.180	1:18.695	1:09.445	93.5	15:53.652	8	1	2:59.320 B	31.180	1:18.695	1:09.445	93.5	15:53.652	
23	Overdrive Racing Porsche 982 Cayman GT4 RS Clubsport							1.Pavel LEFTEROV GT4								
	2.Stefan BOSTANDJIEV															
	1	2	2:31.742	1:01.995	52.637	37.110	110.5	2:31.742	1	2	2:31.742	1:01.995	52.637	37.110	110.5	2:31.742
	2	2	2:02.084	36.247	50.397	35.440	137.3	4:33.826	2	2	2:02.084	36.247	50.397	35.440	137.3	4:33.826
	3	2	1:59.074	36.736	48.300	34.038	140.8	6:32.900	3	2	1:59.074	36.736	48.300	34.038	140.8	6:32.900
	4	2	1:51.187	33.315	44.850	33.022	150.8	8:24.087	4	2	1:51.187	33.315	44.850	33.022	150.8	8:24.087
	5	2	1:51.061	33.343	44.434	33.284	151.0	10:15.148	5	2	1:51.061	33.343	44.434	33.284	151.0	10:15.148
6	2	1:51.028	33.018	44.441	33.569	151.0	12:06.176	6	2	1:51.028	33.018	44.441	33.569	151.0	12:06.176	
7	2	2:06.094 B	33.173	44.187	48.734	133.0	14:12.270	7	2	2:06.094 B	33.173	44.187	48.734	133.0	14:12.270	
28	East Racing Porsche 718 Cayman GT4 CS							1.Florian BLATTER Cup 3								
	2.Yannick METTLER															
	1	1	3:07.308	1:31.037	55.408	40.863	89.5	3:07.308	1	1	3:07.308	1:31.037	55.408	40.863	89.5	3:07.308
	2	1	1:59.980	35.164	48.507	36.309	139.7	5:07.288	2	1	1:59.980	35.164	48.507	36.309	139.7	5:07.288
	3	1	2:07.416	35.860	54.036	37.520	131.6	7:14.704	3	1	2:07.416	35.860	54.036	37.520	131.6	7:14.704
4	1	2:13.506 B	36.060	51.497	45.949	125.6	9:28.210	4	1	2:13.506 B	36.060	51.497	45.949	125.6	9:28.210	
5	1	6:37.982 B	4:08.210	1:11.917	1:17.855	42.1	16:06.192	5	1	6:37.982 B	4:08.210	1:11.917	1:17.855	42.1	16:06.192	
29	East Racing Porsche 718 Cayman GT4 CS							1.David HENN Cup 3								
	2.Christopher ZOCHLING															
	1	2	2:58.207 B	1:20.016	51.333	46.858	94.1	2:58.207	1	2	2:58.207 B	1:20.016	51.333	46.858	94.1	2:58.207
	2	2	2:18.142	55.267	46.920	35.955	121.4	5:16.349	2	2	2:18.142	55.267	46.920	35.955	121.4	5:16.349
	3	2	1:55.542	33.379	45.550	36.613	145.1	7:11.891	3	2	1:55.542	33.379	45.550	36.613	145.1	7:11.891
4	2	1:56.432	33.580	44.582	38.270	144.0	9:08.323	4	2	1:56.432	33.580	44.582	38.270	144.0	9:08.323	
14	Razoon KTM X-BOW GT4							1.Daniel DREXEL Cup X								
	2.Stefan FÜRTBAUER															
	1	1	2:26.516	56.013	53.065	37.438	114.4	2:26.516								
	2	1	1:53.307	34.565	45.907	32.835	148.0	4:19.823								
	3	1	1:48.943	32.399	43.244	33.300	153.9	6:08.766								
	4	1	1:48.122	32.054	43.509	32.559	155.1	7:56.888								
	5	1	1:51.334	32.844	44.810	33.680	150.6	9:48.222								
6	1	1:47.966	32.072	43.370	32.524	155.3	11:36.188									
7	1	2:04.523 B	34.836	47.131	42.556	134.6	13:40.711									

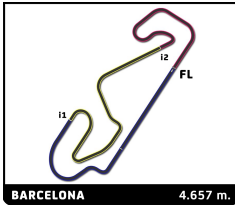


GT WINTER SERIES
GTWS BARCELONA 2023
 Qualifying 2

Sector Analysis

— Invalidated Lap ■ Personal Best ■ Session Best B Crossing the pit lane

Lap	D	Time	Sector 1	Sector 2	Sector 3	Kph	Elapsed	Lap	D	Time	Sector 1	Sector 2	Sector 3	Kph	Elapsed
31 Formula Racing <small>Ferrari 488 Challenge Evo Cup 1</small>															
1. William TEWIAH 2. Benny SIMONSEN															
1	2	2:59.700	1:39.997	46.530	33.173	93.3	2:59.700	1	1	3:42.159	2:02.219	57.181	42.759	75.5	3:42.159
2	2	1:49.549	33.248	43.318	32.983	153.0	4:49.249	2	1	2:11.063	39.012	52.603	39.448	127.9	5:53.222
3	2	1:44.322	31.262	41.792	31.268	160.7	6:33.571	3	1	2:08.062	38.003	54.210	35.849	130.9	8:01.284
4	2	1:52.874	31.171	47.358	34.345	148.5	8:26.445	4	1	1:54.683	34.255	46.866	33.562	146.2	9:55.967
5	2	2:41.292 B	36.023	46.788	1:18.481	103.9	11:07.737	5	1	1:52.217	33.843	45.170	33.204	149.4	11:48.184
32 Huber Racing <small>Porsche 991.2 GT3 R GT3</small>															
1. Jörg DREISOW 2. Manuel LAUCK															
1	2	3:42.469	2:19.696	48.645	34.128	75.4	3:42.469	6	1	2:01.073 B	33.369	45.234	42.470	138.5	13:49.257
2	2	1:42.255	30.721	40.994	30.540	164.0	5:24.724	6	1	2:01.073 B	33.369	45.234	42.470	138.5	13:49.257
3	2	1:43.808	30.715	40.949	32.144	161.5	7:08.532								
4	2	1:43.624	30.777	41.531	31.316	161.8	8:52.156								
5	2	1:46.180	30.639	42.346	33.195	157.9	10:38.336								
6	2	1:42.952	30.767	41.090	31.095	162.8	12:21.288								
7	2	2:17.784 B	31.658	47.613	58.513	121.7	14:39.072								
33 Huber Racing <small>Porsche 992 GT3 Cup Cup 2</small>															
1. Johannes KAPFINGER															
1	1	3:44.537	2:18.543	50.409	35.585	74.7	3:44.537								
2	1	1:52.298	34.071	45.997	32.230	149.3	5:36.835								
3	1	1:44.557	31.354	41.951	31.252	160.3	7:21.392								
4	1	1:55.667	31.203	42.937	41.527	144.9	9:17.059								
5	1	2:06.443	31.426	51.294	43.723	132.6	11:23.502								
6	1	1:53.059 B	31.271	41.953	39.835	148.3	13:16.561								
35 Huber Racing <small>Porsche 992 GT3 Cup Cup 2</small>															
1. Dieter SVEPES 2. Michael KAPFINGER															
1	2	3:36.120	2:13.034	50.866	32.220	77.6	3:36.120								
2	2	1:45.614	32.083	42.361	31.170	158.7	5:21.734								
3	2	1:46.995	31.382	42.696	32.917	156.7	7:08.729								
4	2	1:45.635	31.688	42.112	31.835	158.7	8:54.364								
5	2	2:03.531	33.741	54.418	35.372	135.7	10:57.895								
36 Kenneth Heyer <small>Mercedes AMG GT3 GT3</small>															
1. Kenneth HEYER															
1	1	5:22.630	4:10.527	41.708	30.395	52.0	5:22.630								
2	1	1:43.308	30.719	41.597	30.992	162.3	7:05.938								
3	1	1:41.447	30.505	40.896	30.046	165.3	8:47.385								
4	1	1:43.529	30.610	41.488	31.431	161.9	10:30.914								
5	1	1:42.744	30.681	41.148	30.915	163.2	12:13.658								
6	1	2:18.646 B	33.469	50.364	54.813	120.9	14:32.304								
37 NM Racing Team <small>Mercedes AMG GT4 GT4</small>															
1. Manel LAO 2. Alberto DE MARTIN															
1	1	3:42.159	2:02.219	57.181	42.759	75.5	3:42.159								
2	1	2:11.063	39.012	52.603	39.448	127.9	5:53.222								
3	1	2:08.062	38.003	54.210	35.849	130.9	8:01.284								
4	1	1:54.683	34.255	46.866	33.562	146.2	9:55.967								
5	1	1:52.217	33.843	45.170	33.204	149.4	11:48.184								
6	1	2:01.073 B	33.369	45.234	42.470	138.5	13:49.257								
39 Schütz Motorsport <small>Mercedes AMG GT3 Cup X</small>															
1. Marcus SUABO															
1	1	2:55.545	1:39.936	43.523	32.086	95.5	2:55.545								
2	1	1:45.832	31.779	42.292	31.761	158.4	4:41.377								
3	1	1:49.774	31.578	43.423	34.773	152.7	6:31.151								
4	1	2:03.984 B	31.948	49.753	42.283	135.2	8:35.135								
40 Schütz Motorsport <small>Porsche 992 GT3 Cup Cup 2</small>															
1. MANOLO															
1	1	2:42.504	1:20.760	47.412	34.332	103.2	2:42.504								
2	1	1:56.392	34.368	46.244	35.780	144.0	4:38.896								
3	1	1:50.927	32.842	44.319	33.766	151.1	6:29.823								
4	1	1:51.172	32.744	44.798	33.630	150.8	8:20.995								
5	1	1:51.857	32.957	45.119	33.781	149.9	10:12.852								
6	1	1:50.510	32.919	44.420	33.171	151.7	12:03.362								
7	1	2:23.438 B	39.231	52.226	51.981	116.9	14:26.800								
41 Schütz Motorsport <small>Porsche 718 Cayman GT4 RS Cup X</small>															
1. Alon GABBAY															
1	1	6:17.169	4:56.238	46.394	34.537	44.5	6:17.169								
2	1	1:52.167	33.548	45.148	33.471	149.5	8:09.336								
3	1	2:00.953	33.094	47.455	40.404	138.6	10:10.289								
4	1	1:51.259	33.277	44.660	33.322	150.7	12:01.548								
5	1	2:08.792 B	33.342	44.535	50.915	130.2	14:10.340								
42 ANS Motorsport <small>Ligier JS2R Cup 4</small>															
1. Julien LEMOINE															
1	1	4:26.887	2:58.891	51.027	36.969	62.8	4:26.887								
2	1	1:56.587	35.702	46.504	34.381	143.8	6:23.474								
3	1	1:54.297	34.164	45.327	34.806	146.7	8:17.771								
4	1	1:54.608	33.974	46.294	34.340	146.3	10:12.379								
5	1	1:53.648	34.250	45.811	33.587	147.5	12:06.027								
6	1	2:09.302 B	34.229	45.328	49.745	129.7	14:15.329								
49 Razoon <small>KTM X-BOW R Cup 4</small>															
1. Clemens DREXEL															
1	1	2:37.335	1:09.293	51.613	36.429	106.6	2:37.335								
2	1	2:20.130	38.801	52.369	48.960	119.6	4:57.465								
3	1	1:57.641	35.997	46.718	34.926	142.5	6:55.106								



GT WINTER SERIES
GTWS BARCELONA 2023
 Qualifying 2

Sector Analysis

— Invalidated Lap ■ Personal Best ■ Session Best B Crossing the pit lane

Lap	D	Time	Sector 1	Sector 2	Sector 3	Kph	Elapsed	Lap	D	Time	Sector 1	Sector 2	Sector 3	Kph	Elapsed
4	1	1:55.938	35.007	46.296	34.635	144.6	8:51.044								
5	1	2:15.212 B	35.233	49.288	50.691	124.0	11:06.256								

52 **Yves Godard**
 1. Yves GODARD
 Porsche 991 GT3 Cup
 Cup 2

1	1	3:24.485	1:58.611	51.138	34.736	82.0	3:24.485
2	1	1:49.456	32.873	43.699	32.884	153.2	5:13.941
3	1	1:51.743	32.323	45.850	33.570	150.0	7:05.684
4	1	1:48.593	32.274	43.514	32.805	154.4	8:54.277
5	1	2:18.810 B	39.108	53.419	46.283	120.8	11:13.087

57 **M-Tech**
 1. Per ANDERSON
 2. Mattias ASTRAND
 Porsche 992 GT3 Cup
 Cup 2

1	2	2:29.153	59.645	52.999	36.509	112.4	2:29.153
2	2	1:54.334	34.570	46.521	33.243	146.6	4:23.487
3	2	1:48.532	32.330	43.618	32.584	154.5	6:12.019
4	2	1:45.707	31.695	42.560	31.452	158.6	7:57.726
5	2	2:20.162	36.377	51.594	52.191	119.6	10:17.888
6	2	1:55.658	31.763	45.454	38.441	145.0	12:13.546
7	2	2:03.721 B	31.480	42.477	49.764	135.5	14:17.267

58 **Kjellin Motorsports**
 1. Mattias KJELLIN
 Porsche 992 GT3 Cup
 Cup 2

1	1	2:27.515	55.294	53.555	38.666	113.7	2:27.515
2	1	2:02.151	36.262	49.278	36.611	137.2	4:29.666
3	1	1:51.854	33.735	45.449	32.670	149.9	6:21.520
4	1	1:49.369	32.482	44.174	32.713	153.3	8:10.889
5	1	1:51.978	32.498	45.881	33.599	149.7	10:02.867
6	1	1:51.435	33.435	44.593	33.407	150.4	11:54.302
7	1	2:06.228 B	32.336	43.243	50.649	132.8	14:00.530

71 **Razoon**
 1. Denis LIEBL
 KTM X-BOW GTX
 Cup X

1	1	4:56.815	2:55.285	1:12.389	49.141	56.5	4:56.815
2	1	2:11.839	45.560	49.012	37.267	127.2	7:08.654
3	1	1:54.296	35.031	45.776	33.489	146.7	9:02.950
4	1	1:50.503	32.743	44.406	33.354	151.7	10:53.453
5	1	1:50.242	32.096	44.123	34.023	152.1	12:43.695
6	1	2:26.393 B	32.524	56.816	57.053	114.5	15:10.088

81 **Promotion Motorsport**
 1. SMORG
 2. Javier MACIAS
 BMW M2 CS Racing
 BMW Cup

1	2	3:55.662	2:24.992	52.310	38.360	71.1	3:55.662
2	2	2:01.142	35.768	48.613	36.761	138.4	5:56.804
3	2	2:00.232	35.613	48.509	36.110	139.4	7:57.036
4	2	2:04.591	36.236	51.317	37.038	134.6	10:01.627
5	2	2:16.667	38.421	51.220	47.026	122.7	12:18.294
6	2	2:39.112 B	38.224	57.276	1:03.612	105.4	14:57.406

84 **CV Performance**
 1. Fabio RAUER
 Mercedes AMG GT4
 GT4

1	1	4:28.058	2:53.595	54.501	39.962	62.5	4:28.058
2	1	2:04.120	38.968	48.886	36.266	135.1	6:32.178
3	1	1:56.253	35.848	47.018	33.387	144.2	8:28.431
4	1	1:51.148	33.508	44.925	32.715	150.8	10:19.579
5	1	1:49.766	33.050	44.024	32.692	152.7	12:09.345
6	1	2:09.251 B	33.418	45.084	50.749	129.7	14:18.596

85 **CV Performance**
 1. Simon PRIMM
 2. Jan Philipp SPRINGOB
 Mercedes AMG GT4
 GT4

1	2	2:54.540	1:21.450	54.882	38.208	96.1	2:54.540
2	2	2:07.651	38.793	51.539	37.319	131.3	5:02.191
3	2	1:56.587	35.373	46.775	34.439	143.8	6:58.778
4	2	1:52.369	33.420	44.563	34.386	149.2	8:51.147
5	2	1:50.686	33.320	44.848	32.518	151.5	10:41.833
6	2	1:50.133	33.177	44.286	32.670	152.2	12:31.966
7	2	2:31.785 B	33.244	1:03.200	55.341	110.5	15:03.751

90 **Laptime Performance**
 1. Mick PARDO
 Porsche 992 GT3 Cup
 Cup 2

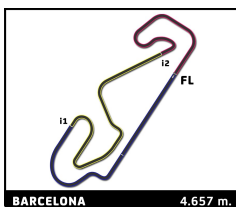
1	1	2:03.820	43.676	45.723	34.421	135.4	2:03.820
2	1	1:47.291	32.300	42.573	32.418	156.3	3:51.111
3	1	1:46.835	32.195	42.785	31.855	156.9	5:37.946
4	1	1:46.707	32.022	42.679	32.006	157.1	7:24.653
5	1	1:54.121	32.213	46.395	35.513	146.9	9:18.774
6	1	1:56.441	32.096	45.254	39.091	144.0	11:15.215
7	1	1:47.574	32.194	43.024	32.356	155.8	13:02.789
8	1	3:05.256 B	36.462	1:09.628	1:19.166	90.5	16:08.045

91 **Michael Joos**
 1. Michael JOOS
 Porsche 991.2 GT3 R
 GT3

1	1	3:35.042	2:16.483	46.753	31.806	78.0	3:35.042
2	1	1:44.029	32.526	41.712	29.791	161.2	5:19.071
3	1	1:41.766	30.402	41.573	29.791	164.7	7:00.837
4	1	1:42.766	30.532	40.970	31.264	163.1	8:43.603
5	1	1:45.874	31.460	44.087	30.327	158.4	10:29.477
6	1	1:48.173 B	30.524	42.567	35.082	155.0	12:17.650

92 **Laptime Performance**
 1. Martin ENGLMEIER
 2. Glenn VAN PARIJS
 Porsche 992 GT3 Cup
 Cup 2

1	2	1:59.704	44.076	43.654	31.974	140.1	1:59.704
2	2	1:45.657	31.578	42.434	31.645	158.7	3:45.361
3	2	1:46.573	32.980	42.166	31.427	157.3	5:31.934
4	2	1:45.710	31.592	41.987	32.131	158.6	7:17.644
5	2	1:54.010 B	32.413	42.761	38.836	147.1	9:11.654
6	2	4:03.825 B	2:29.803	43.000	51.022	68.8	13:15.479

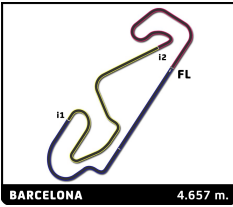


GT WINTER SERIES GTWS BARCELONA 2023 Qualifying 2

Sector Analysis

— Invalidated Lap ■ Personal Best ■ Session Best B Crossing the pit lane

Lap D	Time	Sector 1	Sector 2	Sector 3	Kph	Elapsed	Lap D	Time	Sector 1	Sector 2	Sector 3	Kph	Elapsed	
93	Klaus Horn 1.Klaus HORN 2.Kurt ECKE Porsche 991.1 GT3 R GT3						1	1	2:02.423	42.004	46.272	34.147	136.9	2:02.423
	2	1	1:44.204	31.382	41.823	30.999	160.9	3:46.627						
	3	1	1:54.926	32.919	47.333	34.674	145.9	5:41.553						
	4	1	1:44.867	31.606	42.092	31.169	159.9	7:26.420						
	5	1	1:57.590B	32.724	45.024	39.842	142.6	9:24.010						
	1	2	2:29.543	1:10.798	44.481	34.264	112.1	2:29.543						
	2	2	1:52.745	34.333	45.858	32.554	148.7	4:22.288						
	3	2	1:47.815	32.414	43.056	32.345	155.5	6:10.103						
	4	2	1:47.025	32.268	42.569	32.188	156.6	7:57.128						
95	Allied Racing 1.Alexander HARTVIG 2.Egor LITVINENKO Porsche 718 Cayman GT4 RS GT4						1	2	2:12.665	40.569	51.215	40.881	126.4	7:16.146
	2	2	1:52.726B	1:08.953	1:00.432	46.341	95.4	2:55.726						
	3	2	1:51.767	33.246	45.520	33.001	150.0	8:33.529						
	4	2	1:52.815	33.168	46.493	33.154	148.6	10:26.344						
	5	2	1:52.251	33.351	45.110	33.790	149.4	12:18.595						
	6	2	2:22.428B	33.579	50.062	58.787	117.7	14:41.023						
	1	2	2:55.726B	1:08.953	1:00.432	46.341	95.4	2:55.726						
	2	2	3:46.036	2:27.843	45.119	33.074	74.2	6:41.762						
	3	2	1:51.767	33.246	45.520	33.001	150.0	8:33.529						
96	Razoon 1.Leo PICHLER 2.Andreas HÖFLER Porsche Cayman GT4 RSCS GT4						1	1	2:58.994	1:28.567	54.687	35.740	93.7	2:58.994
	2	1	1:56.719	34.895	45.587	36.237	143.6	4:55.713						
	3	1	1:48.883	32.627	43.677	32.579	154.0	6:44.596						
	4	1	1:47.848	32.035	43.465	32.348	155.5	8:32.444						
	5	1	1:52.960	32.404	46.359	34.197	148.4	10:25.404						
	6	1	1:52.866	32.295	45.811	34.760	148.5	12:18.270						
	7	1	2:16.487B	32.776	48.357	55.354	122.8	14:34.757						
	1	1	2:58.994	1:28.567	54.687	35.740	93.7	2:58.994						
	2	1	1:56.719	34.895	45.587	36.237	143.6	4:55.713						
472	Razoon 1.Thomas ANDERSEN KTM X-Bow GT2 Cup X						1	1	1:47.055	32.091	42.820	32.144	156.6	6:49.211
	2	1	1:47.092	31.078	42.501	33.513	156.5	5:02.156						
	3	1	1:47.055	32.091	42.820	32.144	156.6	6:49.211						
	4	1	1:46.363	31.277	42.847	32.239	157.6	8:35.574						
	5	1	1:58.677	32.274	52.123	34.280	141.3	10:34.251						
	6	1	1:46.895	31.508	42.994	32.393	156.8	12:21.146						
	7	1	2:28.446B	34.554	56.860	57.032	112.9	14:49.592						
	1	1	3:15.064	1:56.889	44.507	33.668	85.9	3:15.064						
	2	1	1:47.092	31.078	42.501	33.513	156.5	5:02.156						
510	Razoon 1.Ronnie BREMER KTM X-Bow GT2 Cup X						1	1	1:43.661	30.802	41.873	30.986	161.7	4:04.052
	2	1	1:43.661	30.802	41.873	30.986	161.7	4:04.052						
	3	1	1:43.992	31.007	41.927	31.058	161.2	5:48.044						
	4	1	2:04.437B	34.595	47.190	42.652	134.7	7:52.481						
	1	1	2:20.391	57.857	48.655	33.879	119.4	2:20.391						
	2	1	1:43.661	30.802	41.873	30.986	161.7	4:04.052						
	3	1	1:43.992	31.007	41.927	31.058	161.2	5:48.044						
	4	1	2:04.437B	34.595	47.190	42.652	134.7	7:52.481						
	1	1	2:20.391	57.857	48.655	33.879	119.4	2:20.391						
741	PTT Racing 1.Mateusz LISOWSKI 2.Igor KLAJA Porsche 992 GT3 Cup Cup 2						1	2	2:00.928B	31.133	43.571	45.224	138.6	13:52.083
	2	2	1:52.950	34.605	45.744	32.601	148.4	4:34.886						
	3	1	1:55.612	33.002	46.293	36.317	145.0	6:30.498						
	4	1	1:47.162	32.200	42.551	32.411	156.4	8:17.660						
	5	1	1:46.875	31.829	43.160	31.886	156.9	10:04.535						
	6	1	1:46.620	31.849	42.650	32.121	157.2	11:51.155						
	7	1	2:00.928B	31.133	43.571	45.224	138.6	13:52.083						
	1	2	4:33.586	3:12.755	46.269	34.562	61.3	4:33.586						
	2	2	1:53.048	33.980	45.785	33.283	148.3	6:26.634						
110	Phoenix Racing 1.Matteo FERRER Porsche 992 GT3 Cup Cup 2						1	2	1:49.655	32.632	43.843	33.180	152.9	8:16.289
	2	2	1:51.164	32.525	45.229	33.410	150.8	10:07.453						
	3	2	1:49.655	32.632	43.843	33.180	152.9	8:16.289						
	4	2	1:51.164	32.525	45.229	33.410	150.8	10:07.453						
	5	2	1:48.944	32.662	43.436	32.846	153.9	11:56.397						
	6	2	2:11.259B	32.249	43.109	55.901	127.7	14:07.656						
	1	2	4:33.586	3:12.755	46.269	34.562	61.3	4:33.586						
	2	2	1:53.048	33.980	45.785	33.283	148.3	6:26.634						
	3	2	1:49.655	32.632	43.843	33.180	152.9	8:16.289						



GT WINTER SERIES
GTWS BARCELONA 2023
 Qualifying 2

Sector Analysis

— Invalidated Lap ■ Personal Best ■ Session Best **B** Crossing the pit lane

Lap	D	Time	Sector 1	Sector 2	Sector 3	Kph	Elapsed	Lap	D	Time	Sector 1	Sector 2	Sector 3	Kph	Elapsed
820		Racar Motorsport					Porsche 991.2 GT3 Cup								
		1.Manuel CHINCHILLA					Cup 2								
		2.Alexandre MARTINS													
1	2	3:18.094	1:54.883	48.480	34.731	84.6	3:18.094								
2	2	1:49.143	32.837	43.622	32.684	153.6	5:07.237								
3	2	1:48.009	32.707	43.007	32.295	155.2	6:55.246								
4	2	1:48.081	31.959	43.492	32.630	155.1	8:43.327								
5	2	2:13.549 B	35.768	52.324	45.457	125.5	10:56.876								
911		Racar Motorsport					Porsche 991.2 GT3 Cup								
		1.Leandro MARTINS					Cup 2								
1	1	3:04.490	1:44.972	45.256	34.262	90.9	3:04.490								
2	1	1:51.528	32.276	43.865	35.387	150.3	4:56.018								
3	1	1:57.726	34.621	47.426	35.679	142.4	6:53.744								
4	1	1:49.143	32.713	43.483	32.947	153.6	8:42.887								
5	1	2:02.462	35.608	51.705	35.149	136.9	10:45.349								
6	1	1:51.917	32.496	44.475	34.946	149.8	12:37.266								
7	1	2:30.067 B	32.703	59.455	57.909	111.7	15:07.333								
992		Markus Sledmaier					Porsche 992 GT3 Cup								
		1.Markus SEDLMAIER					Cup 2								
		2.Sebastian DAUM													
1	2	3:45.345	2:19.891	49.830	35.624	74.4	3:45.345								
2	2	1:49.048	33.721	43.559	31.768	153.7	5:34.393								
3	2	1:45.498	31.631	41.918	31.949	158.9	7:19.891								
4	2	2:10.675 B	35.985	50.113	44.577	128.3	9:30.566								